

WATERWAY PESTS

- Lagarosiphon** is a weed found in several Otago lakes and rivers - Wanaka, Dunstan and Clutha.
- Didymo** is a microscopic alga currently present in the Von River, Hawea River, Clutha River and Lake Dunstan.
- Don't move items between waterways:**
 - Check** For weed or clumps of debris on equipment and trailers.
 - Clean** All items should be washed and soaked in dishwashing detergent for at least one minute.
 - Dry** Dry items until touch dry before entering another waterway.

FISHING

- Licence required.
- Lake Wakatipu is open all year.
- Queenstown Bay closed.
- For further details see Fish and Game Guide for Wakatipu.



CAUTION

THE RIGHT-HAND RULE APPLIES ON ALL RIVERS RESTRICTED AREAS

Kawarau River

Through the Kawarau Dam extreme care should be taken, especially in low lake or river flows.

- Vessels proceeding downstream shall be navigated through the second marked arch of the control gates from the Southern Bank.
- Vessels proceeding upstream shall be navigated through the sixth marked arch of the control gates from the Southern Bank.

One kilometre downstream, adjacent to the Zoological Gardens, all craft are to keep on the south-side of the yellow marker drums when proceeding both up and downstream.

Shotover River

Lower Shotover River from Kawarau River Confluence to Large Sign mid section Tucker Beach, contact should be made with Kawarau Jet 03 442 2785 or 03 442 2750 before proceeding upstream.

Upper Shotover River from Tucker Beach upstream is a restricted area, access is by PERMIT ONLY by prior arrangement, contact Shotover Jet on 0800 802 804 to arrange.

Any Further enquires, contact should be made with the Harbourmaster on 03 442 3445 or 0274 345 289 or 0274 142 270

There are bylaws in force as to the use of vessels on these waters. You should familiarise yourself with such bylaws before using any waters under the control of the Queenstown Lakes District Council.

**If in doubt – ASK
EXTREME CARE IS NEEDED**

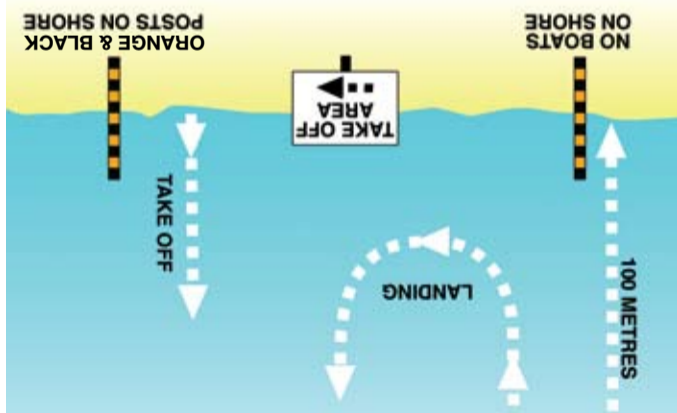
BOATING GUIDE

LAKE WAKATIPU



TAKE YOUR RUBBISH HOME
POLLUTION HOTLINE 0800 800 033

POLLUTION



SKI ACCESS LANE MARKINGS

You must keep right in the lanes. You must leave at right angles to the shore. Have an observer (over 12 years) to report any mishap to the driver. Not proceed in any manner dangerous to other persons or vessels in the lane. Not beach your boat in the lane. Not use the lane for any other purposes. Proceed only in an anti-clockwise direction when using the lane (see illustration).

SKI ACCESS LANE RULES

• Buoy

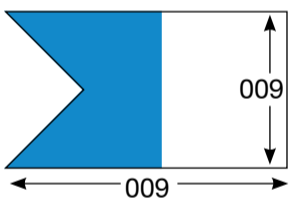
• 100 METRES

• TAKE OFF

• TAKE OFF AREA

• NO BOATS ON SHORE

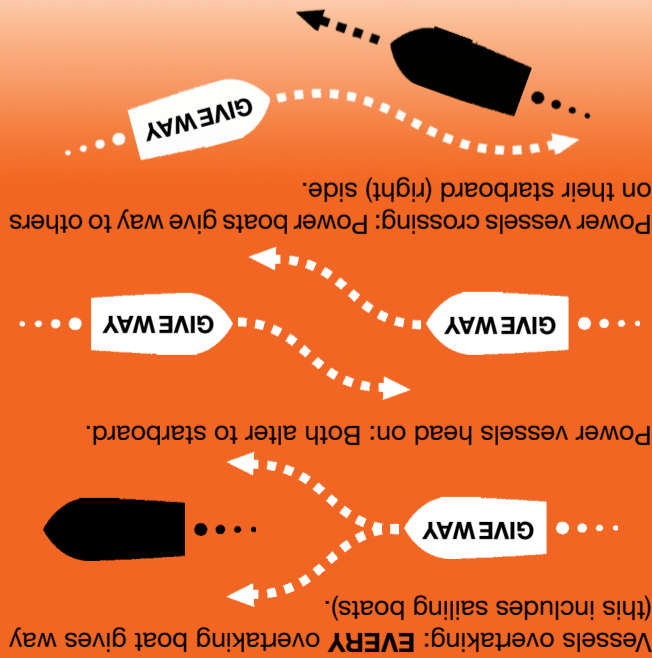
• ORANGE & BLACK POSTS ON SHORE



- The diver's flag means a diver is in the water.
- Maintain at least 200 metres' distance from the flag.
- Remember to DiveSafe.
 - Always dive with a buddy.
 - Get professional instruction.
 - Maintain your equipment.
 - Take a refresher course.

DIVING

- Give way boats should cross behind.
- Always make a bold alteration as soon as possible.
- Keep 50 metres apart if speed is over 5 knots.
- Sailing boats have different rules.



Craft less than 12 metres can show an all-around masthead light and side lights. Craft less than 7 metres and not capable of speeds over 7 knots need only display an all-around white light.



These are the navigation lights required on most power-driven vessels operating on lakes by night (sunset to sunrise). Refer to regulations for other vessels and the distances from which each light must be visible. Masthead lights on power-driven vessels of less than 12 metres shall be a minimum height of 0.91 metres above the side lights.

NAVIGATION LIGHTS

- 90% of fatal accidents involve the Skipper not having enough boating knowledge and experience.
- All boats must travel at a safe speed, taking into account the amount of boat traffic in the area, weather conditions and when visibility is affected by glare.
- Specifically, you must not exceed a speed of 5 knots (a fast walking speed) if you are:
 - Within 200 metres of the shore.
 - Within 200 metres of a boat displaying a diver's flag.
 - Within 50 metres of any other boat.
 - Within 50 metres of a person swimming.
- On a power boat if any person has any part of their body outside the rails on the edge of the deck.
- You must be over the age of 15 to operate any power boat which is capable of speed exceeding 10 knots.
- This includes dinghies and personal water craft.
- All craft shall have an effective silencing device.
- Proper navigation lights to be displayed throughout the hours of darkness.
- Lifejackets must be carried to fit all persons on board.

WATER SKIERS

GIVE WAY RULES

RULES OF THE WATER

BOATING GUIDE LAKE WAKATIPU

New Zealand's third largest lake, being 80km long and covering 293km², Lake Wakatipu averages 300m deep for over half its length. Lake temperature ranges from 8°C to 10°C.

For a full nautical map of the area please go to:
http://www.linz.govt.nz/hydro/charts/nz202-chart-catalogue/acknowledge.aspx?chart_num=252

STOP

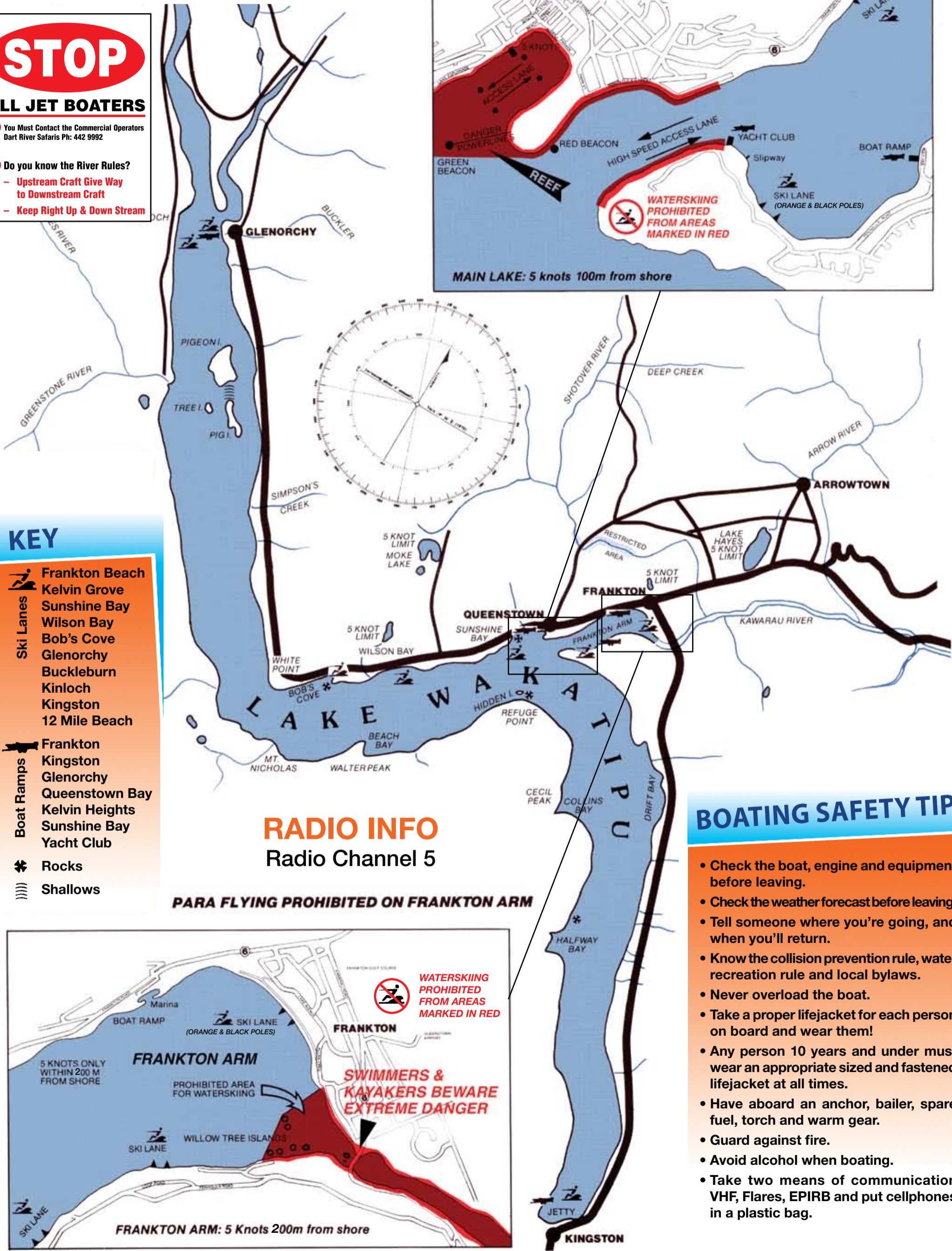
ALL JET BOATERS

1 You Must Contact the Commercial Operators
Dart River Safaris Ph: 442 9992

2 Do you know the River Rules?
- Upstream Craft Give Way to Downstream Craft
- Keep Right Up & Down Stream

QUEENSTOWN BAY: No waterskiing or fishing inside One Mile Carpark and Queenstown Gardens Beacon

MAIN LAKE: 5 knots 100m from shore



KEY

Ski Lanes
Frankton Beach
Kelvin Grove
Sunshine Bay
Wilson Bay
Bob's Cove
Glenorchy
Buckleburn
Kinloch
Kingston
12 Mile Beach

Boat Ramps
Frankton
Kingston
Glenorchy
Queenstown Bay
Kelvin Heights
Sunshine Bay
Yacht Club

Rocks

Shallows

RADIO INFO
Radio Channel 5

PARA FLYING PROHIBITED ON FRANKTON ARM

FRANKTON ARM: 5 Knots 200m from shore

BOATING SAFETY TIPS

- Check the boat, engine and equipment before leaving.
- Check the weather forecast before leaving.
- Tell someone where you're going, and when you'll return.
- Know the collision prevention rule, water recreation rule and local bylaws.
- Never overload the boat.
- Take a proper lifejacket for each person on board and wear them!
- Any person 10 years and under must wear an appropriate sized and fastened lifejacket at all times.
- Have aboard an anchor, bailer, spare fuel, torch and warm gear.
- Guard against fire.
- Avoid alcohol when boating.
- Take two means of communication VHF, Flares, EPIRB and put cellphones in a plastic bag.