

Minutes of a Wānaka-Upper Clutha Community Board (WUCCB) Workshop

Tuesday, 4 March 2025 at 9.30am
Armstrong Room, Lake Wānaka Centre, Wānaka

Present:	Mr Simon Telfer	Ms Linda Joll
	Councillor Lyal Cocks	Mr John Wellington
	Councillor Cody Tucker	Mr Chris Hadfield
	Councillor Barry Bruce (arrived at approx.10.00am)	
Apologies:	There were no apologies	
In attendance:	Councillor Quentin Smith	Kenneth Bailey
	Dan Crosby	Sue Gwilliam
	Naell Crosby-Roe	Allan Wainwright
	Katherine Harbrow	Dave Winterburn
	Jon Winterbottom	Matthew Hulscher
	Alison Kelly	Ros March
Media:	There were no members of the media in attendance	
Public:	There were no members of the public in attendance	

No.	Agenda Item	Actions
1.	<p><u>Annual Plan 2025-26 Update</u></p> <p>The purpose of this briefing was to inform the Wānaka-Upper Clutha Community Board (WUCCB) about how the Annual Plan 2025-26 is being developed, Council's approach to engaging with the community on the draft Annual Plan 2025-26 and to provide information about the proposed increases to user fees and charges for 2025-26.</p> <p>Dan Crosby, Katherine Harbrow and Naell Crosby-Roe introduced the item and spoke to a PowerPoint presentation (Attachment A).</p> <p>It was noted that:</p> <ul style="list-style-type: none"> • The focus from the first three years of the Long Term Plan (LTP) is getting the basics right, with cost increases identified in several areas, largely driven by Central Government decisions. • The degree of operating expenditure directly impacts rates. • The parks maintenance contract is currently out for tender. • Depreciation was higher than expected with over \$100m in assets vested in QLDC during the reporting period. 	<p>The Board requested a session for early input into the 2026-2027 Annual Plan be included in the programme. Officers to include in the schedule.</p>

No.	Agenda Item	Actions
	<ul style="list-style-type: none"> • Council has resolved to take an informal approach to community engagement on the Annual Plan for 2025-26. This is due to no material or significant changes being made since the adoption of the LTP. • Early engagement for the next LTP will be commence in November (post-election). • Three Community Grants are still actively managed. • Other critical pieces of work that are on the forward calendar were raised, including a Water Services Delivery Model which will need to be finalised by September 2025. • Mr Telfer asked if community engagement would be undertaken for the upcoming pieces of work. Mr Crosby-Roe confirmed that engagement is planned for these items. Councillor Smith also noted that it is important to put realistic timeframes on these pieces of work. • Proposed increases to fees and charges to the following items were discussed: <ul style="list-style-type: none"> ○ Planning & Development ○ Parking ○ Dog Registration ○ Sports & Recreation ○ Wānaka Airport • Mr Telfer asked why these items were chosen for these increases in fees. Ms Harbrow directed the board to the material in Appendix Two of Attachment A. • Other fees are also being considered for the next LTP. • A dog hearing fee is being considered, due to the increase in these hearings being conducted. • Councillor Cocks asked about the research into the fees and charges that are above CPI. • Councillor Smith asked about consultation on the events policy and how this interacts with the event permit fee. Ms Harbrow noted that officers are not ready to talk about a fee yet, as right now it is about getting the process right. Councillor Smith noted it's important to distinguish community organisations and services versus commercially driven events. • Councillor Tucker asked about the impact of the Central Government announcement on Development Contributions. Ms Harbrow stated that Central Government has proposed a different structure to the Development Contributions, and it could take the form of a nationwide rate. The issue was discussed by several members of the board. <p><i>Attachments: (see attached)</i> <i>Attachment A: Annual Plan 2025-26 Update</i></p>	

No.	Agenda Item	Actions
	<i>Attachment B: User fees and charges schedule</i>	
2.	<p><u>Community Services Update March 2025</u></p> <p>The purpose of this presentation was to update the WUCCB about the Community Services work programme, minor works in the Upper Clutha, and to provide an update on the status of key Community Services projects currently underway.</p> <p>Kenneth Bailey, Sue Gwilliam, Dave Winterburn and Alan Wainwright introduced the item and spoke to a PowerPoint presentation (Attachment A).</p> <p>It was noted that:</p> <ul style="list-style-type: none"> • It has been a busy summer across the programme of events. • Linda Joll and Councillor Smith noted the continuous growth of the A&P show and asked how this will be managed on an ongoing basis. • Several new installations have been made at the Wānaka Rugby Club e.g., new fence/gates, reflective clips on wires. • Councillor Smith noted an ongoing issue with buses parking on McDougal Street. • Lake Hāwea Library is seeing strong community use, with over 860 active borrowers. This is consistent across the Upper Clutha with all libraries seeing an increase in use. • The Summer Reading Programme has been an overwhelming success with 323 participants across the Upper Clutha, with 853 visits and 2,700 books read. • RFS's have increased by 40% for the Parks team. Ms Joll asked if there was any particular area where the increase is being seen. Mr Winterburn confirmed that the statistics are district wide. • Updates on key works including the Lake Hāwea playground, Eely Point Tree Succession Plan, and the Wānaka skatepark lighting. Councillor Smith also noted the need for tree succession planning at the lakefront. • The Siddhartha's Intent Retreat is taking place from 9 March to 23 March with over 1,200 attendees at the Wānaka Recreation Centre. Several other Sports & Recreation updates were provided, including the strong engagement in pickleball and the procurement of an external driveway sign for promotional and community messaging. • Councillor Smith reiterated that a clear policy is needed on community services versus commercial events. Mr Bailey acknowledged Councillor Smith's point and noted that it is a key focus area that the team. 	No actions were taken.

No.	Agenda Item	Actions
	<ul style="list-style-type: none"> • Queenstown Lakes District Council has been officially accredited through INZ as an <i>Established Welcoming Community</i> under Welcoming Communities Accreditation Model. Several other updates were given on community partnerships. • It continues to be challenging to enforce responsible camping behaviour. • Mr Wellington asked whether there is different treatment of people living in vans (and working locally) versus people simple visiting in vans. Mr Bailey confirmed that there is no difference in how they are treated. <p>Attachments: (see attached) Attachment A: <i>Community Services Update – March 2025 Presentation</i></p>	

The workshop concluded at 11.30am.

Annual Plan 2025-26

Update for WUCCB

Tuesday 4 March 25

Agenda

- > Background
- > Financial Summary
- > Engagement on the Annual Plan 2025-2026
- > Other opportunities for engagement
- > User fees and charges
- > Timeline

Background

- > The LTP 24/34 was adopted in September 2024, later than normal
- > The LTP signaled tight funding, particularly in the first two years
- > The LTP set expected Rates rise for each year with 25/26 at 13.5%
- > This update for WUCCB provides an overview for how the 25/26 Annual Plan is being developed:
 - Financial position
 - Informing & engagement
 - User fees & charges
 - Timeline
- > Engagement for the next Long Term Plan

Summary

> First three years of LTP – “getting the basics right”

Financial Year End 30 June	2024/25	2025/26	2026/27
Net Rates Increase (after growth)	15.8%	13.5%	11.6%
Gross Rates Increase (before growth)	19.6%	17.5%	15.5%
Limit	20.0%	20.0%	16.0%
Rating Unit Projections	33,823	34,727	35,863

> 17 Dec 2024 Council workshop – various external cost pressures identified:

- > Central Govt impact:
 - > Waste minimisation fees diversion - Unique Emissions Factor (UEF)
 - > Reduction in NZTA subsidies
 - > Potential water levy from water regulators (Taumata Arowai / Commerce Commission)
 - > Increased insurance premiums weather related events
- > Supplier contract increases
- > Salary & wages (including living wage and parental leave)
- > Increase in Councillor remuneration pool
- > Increase in electricity and gas prices
- > Rule of thumb: \$1.5M net OPEX impacts rates by 1%

Summary (cont'd)

- > Since 17 Dec Council workshop staff have reviewed revenue and expenses to achieve the average 13.5% rates increase stated for 2025-2026 in the LTP 2024-2034
 - > See appendix 1 for details on the adjustments made to the CAPEX and OPEX budgets
- > None of the adjustments result in any impact on levels of service in the LTP 2024-2034
- > Average rates increase is consistent with Year 2 LTP 24-34 figure, 13.5%
- > Subject to:
 - > Confirmation of the actual number of rateable units by the end of the financial year
 - > The Quotable Value (QV) rating revaluation process currently underway
 - > Outcome of the parks maintenance contract currently out for tender

Engagement on the Annual Plan 2025-2026

- > With no significant changes from year 2 of the LTP 24-34, Council resolved to take an informal approach to engaging with the community on the proposed Annual Plan 2025-2026
- > This decision was made on the basis there are no significant changes in 2025-2026 from the Long Term Plan 2024-2034 that Council adopted unanimously five months ago after receiving nearly 1,000 submissions.
- > Instead, a draft Annual Plan will be publicly available for informal feedback late April 2025.
- > This feedback will be provided to Council but won't be subject to formal hearings and deliberations.
- > Information will be published on the QLDC website, in local newspapers and on QLDC's social media channels.
- > A separate early engagement process will run from November to provide a meaningful opportunity for ideas for new projects/investments to be considered for the Long Term Plan 2027-2037.
- > In November there will be a workshop with the incoming WUCCB enabling early feedback on the Annual Plan 2026-2027 and the LTP engagement.

Other opportunities for engagement

Community grants

- > Community members and groups will still be able to apply for community funding grants through a separate process.
 - > 1-30 April 2025: Community Fund (Supports not-for-profits, charities and community groups to enhance local wellbeing outcomes)
 - > 1-30 April 2025: Events Fund (Helps deliver vibrant, inclusive events that benefit our community).
 - > 14 April - 25 May 2025: Waste Minimisation Fund (Supports initiatives that promote sustainable use of resources and waste reduction).
- > More details are available on the QLDC website.

Other opportunities for engagement

User fees and charges

- > If approved, there will be a consultation on user fees and charges for 2025/2026 in 21 March – 30 April 2025.
- > Through the LTP fees and charges process in 2024, it was discussed with Elected Members that Council would seek to increase fees in line with CPI + rounding on an annual basis
 - > CPI for 2025-2026 is 2.6%
- > The purpose of increasing fees in line with CPI annually is to enable revenue to keep pace with inflation in the cost of providing the services, and to avoid larger fee increases where possible. Where there are exceptions there will be highlighted in consultation
- > The fee schedule shared as an attachment contains all proposed fee increases for 2025/2026

Other activity

- > Community Insights Survey
- > Climate and Biodiversity Action Plan 2025-2028
- > Events Policy
- > Wānaka Airport Future Review
- > Water Services Delivery Model
- > Election nominations (and elections from September)
- > Freedom Camping Bylaw
- > Traffic & Parking Bylaw
- > Urban Intensification Variation
- > Special Zones review
- > Spatial Plan Gen 2

User fees and charges - increases above CPI

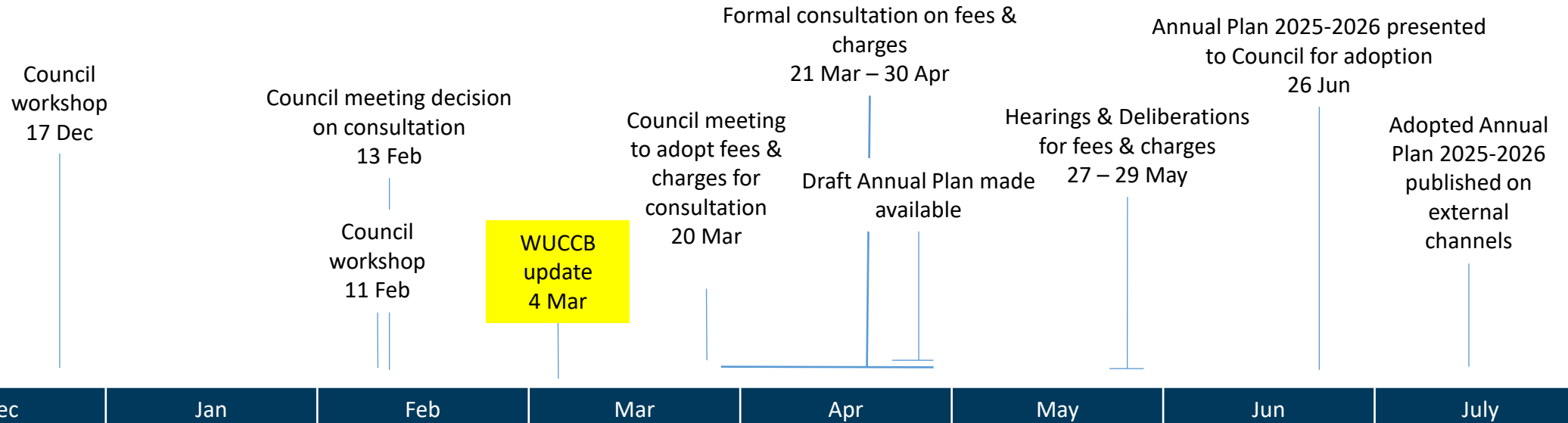
- > Note: Proposed fees and charges increases above CPI in five areas:
 - > Queenstown Parking
 - > Planning and development
 - > Dog registration
 - > Sport and recreation
 - > Wānaka airport landing
- > More information about these increases is available in appendix 2
- > Consultation on proposed fee increases will run from 21 March – 30 April.
- > It'll be possible to make a submission online via QLDC's Let's Talk page.

Future considerations

The following fee areas have been identified for future consideration and work by staff for Year 3 of the LTP 2024-2034 (Annual Plan 2026/27)

- > Introducing parking fees to enable parking to be available in new areas across district, such as Wānaka
- > Parking fees after 6pm in Queenstown CBD (existed prior to Covid)
- > Review approach to collection of boat ramp fees
- > Introduce event permit fees
- > Introduce dog hearing application fee

Timeline



Communication and Engagement Approach

User fees and charges review & planning

Capex review & planning

OPEX and salary & wages review & planning

Fees and charges Statement of Proposal drafted

Annual Plan drafted

Fees & charges submissions review & analysis

Annual Plan finalisation

Appendix

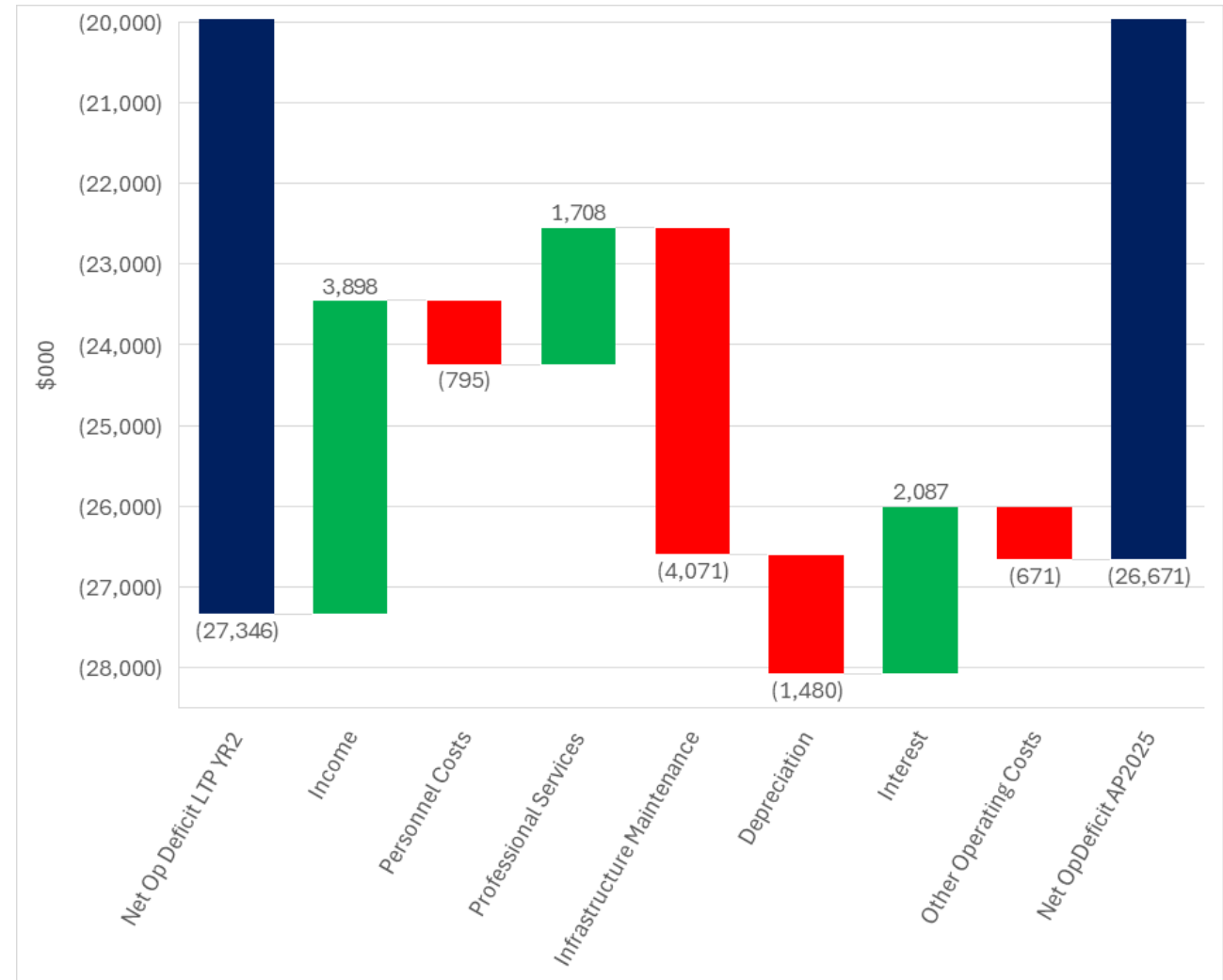
Appendix 1 – CAPEX and OPEX changes

Changes made to draft budget from Y2 LTP 2024-2034 - *2025/2026 OPEX*

- > In December an operating deficit against Year 2 of the LTP 24-34 was identified
- > Cost pressures have been offset via:
 - > A reduction in interest rate assumption to align with current forecast
 - > Parking infringement revenue (increase driven by Central Government)
 - > Parking revenue related to proposed fee increases and additional car parks (Stanley St and Ballarat St)
 - > Savings identified in Professional Services budget – 15% reduction

Changes made to draft budget from Y2 LTP 2024-2034 - 2025/2026 OPEX cont'd

- This chart shows the movement in operating income and expenditure between Year 2 LTP 24-34 budget and the draft Annual Plan 2025-2026 budget
- These changes have reduced the net operating deficit to \$26.671M

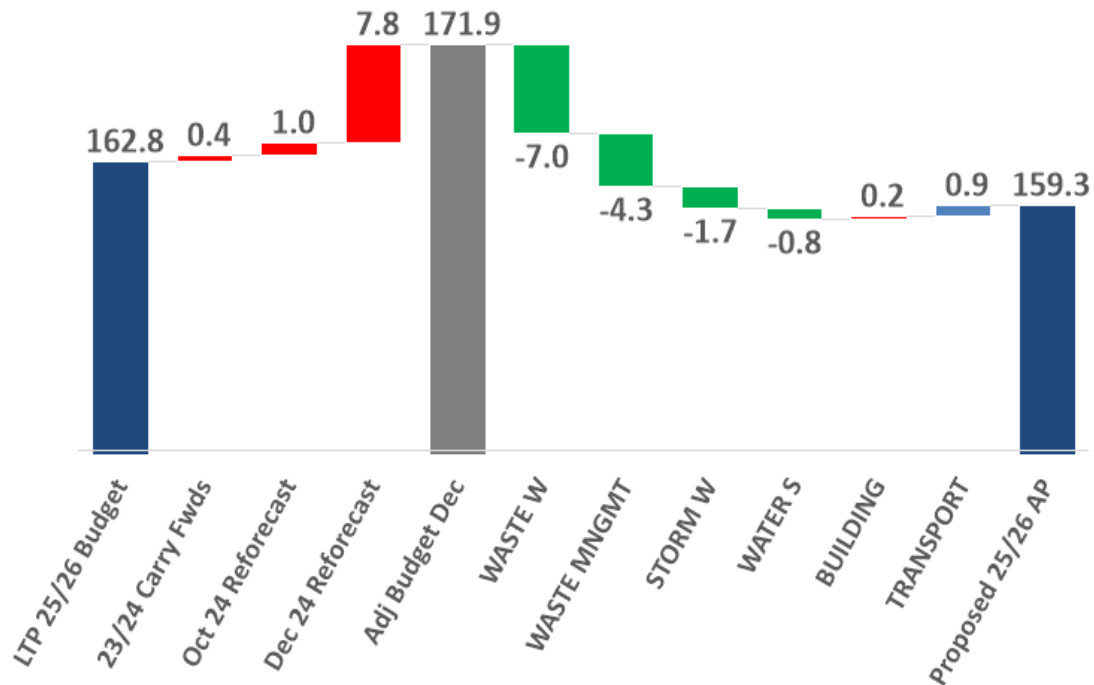


Draft Annual Plan Budget 2025/26

Account Description	Year 2 LTP \$000	Year 2 AP \$000	Variance \$000
Income - Rates	176,695	176,692	(3)
Income - Grants & Subsidies	8,063	7,848	(215)
Income - NZTA External Cost Recoveries	6,087	7,184	1,096
Income - Consents	18,633	18,633	
Income - External Cost Recovery	1,246	1,246	
Income - Regulatory	8,282	10,585	2,303
Income - Operational	33,376	34,091	716
Operating Revenue	252,382	256,280	3,897
Personnel Expenditure	63,544	64,339	(795)
Operating Expenditure	117,645	120,678	(3,034)
Interest and Depreciation	98,540	97,933	607
Total Expenditure	279,729	282,950	(3,222)
NET OPERATING SURPLUS/(DEFICIT)	(27,346)	(26,671)	676
Income - Development Contributions	33,026	32,551	(475)
Income - Vested Assets	30,942	30,942	-
Income - Grants & Subsidies Capex	18,519	12,736	(5,783)
Income - Dividends received	12,509	13,015	506
Income - Gain/(loss) on disposal of property, plant & equipment	2,804	2,804	-
Total Capital Revenue	97,799	92,047	(5,752)
TOTAL SURPLUS	70,453	65,377	(5,076)

Capital Expenditure update

Annual Plan 2025/26 Capex Budget
(in 24/25 \$'s)



Capital Expenditure – Difference to LTP budget: \$3.5M decrease

WASTE WATER decrease of **\$7.0M** - Due to deferrals of \$0.2M for Frankton Beach to Shotover Conveyance, \$0.6M for Southwest Wānaka Conveyance Scheme and \$5.1M for Upper Clutha Conveyance Scheme to reflect latest project forecast. \$1.1M deferral for Project Shotover Stage 3 reflecting likely project surplus on completion.

WASTE MANAGEMENT decrease of **\$4.3M** - New Waste facilities \$4.8M from Y2 to Y6, better reflecting revised project delivery timing. \$0.6M new funding required to address emergent issues at Tucker Beach Closed Landfill.

STORM WATER decrease of **\$1.7M** - Rockabilly Gully Erosion Protection \$2.0M deferral Y2 to 3 and to align with latest project forecast. \$0.3M new funding required for State Highway 6/6a improvements (to leverage delivery opportunity available through NZTA's intersection upgrade) alongside \$0.4M added to Y1 in the December reforecast.

WATER SUPPLY decrease of **\$0.8M** - Deferrals of \$0.25M for Beacon Point Supply Upgrades and \$0.6m for Hāwea Scheme Upgrades phasing based on latest cashflow.

BUILDING Increase of **\$0.2M** - Wānaka Airport Renewals brought forward to respond to CAA qualification directive.

TRANSPORT Increase of **\$1.0M** per Transport Funding report approved by Council in December. Offset with additional third party funding of \$1.2M.

Appendix 2 – user fees and charges

1. Proposed planning & development fee increases

A proposed increase of:

- > 5% to the fees & charges that are based on an hourly rate
- > No increase to initial application fees & charges
- > Assist with meeting Revenue and Financing Policy target below:

Activity	Economic Benefit Assessment			Funding Targets		Funding Mechanism	
	Private	Public	Exacerbator	Private	Public	Private	Public
Resource Consent Administration	80%	20%	0%	80%	20%	Fees and Charges	Regulatory CV Rate / Reg Chg

Activity	Economic Benefit Assessment			Funding Targets		Funding Mechanism	
	Private	Public	Exacerbator	Private	Public	Private	Public
Building Consent Administration	80%	5%	15%	80%	20%	Application Fees and Hourly Charges	Regulatory CV Rate / Reg Chg

2. Proposed parking fee increases

Refer to full list of proposed increases in the fees & charges schedule

- Reviewed all fees on basis of proximity to Queenstown CBD
- Some proposed increases greater than CPI as a result
- Parking fee increases help fund City Centre upgrades debt and public and active transport improvements

Activity	Economic Benefit Assessment			Funding Targets		Funding Mechanism	
	Private	Public	Exacerbator	Private	Public	Private	Public
Parking Facilities	80%	20%	0%	100%	0%	Fees and Charges	-

3. Proposed dog registration fee increases

- > Lower than projected growth in dog registration numbers in the district
- > Not increasing fees last year means slightly larger increase this year
- > All related fees have been rounded to the nearest \$5
- > Increasing fees maintains current level of service
- > Propose capping working dog fees at 2 dogs

Activity	Economic Benefit Assessment			Funding Targets		Funding Mechanism	
	Private	Public	Exacerbator	Private	Public	Private	Public
Animal Control	10%	30%	60%	70%	30%	Registration and Impound Fees	Reg Rate (80%) / Reg Chg (20%)

4. Proposed sport & recreation fee increases

- > A proposed average increase of 5.2% across all sport and rec charges to meet the revenue and financing policy targets
- > Additionally, a new \$15 joining fee to direct debit memberships for the gym (not pool) has been proposed in the fee schedule for 2025-2026

Activity	Economic Benefit Assessment			Funding Targets		Funding Mechanism	
	Private	Public	Exacerbator	Private	Public	Private	Public
Parks and Recreation Facilities	35%	65%	0%	20%	80%	Lease Income (18%) / Fees and Charges (2%)	Fixed Sports, Halls and Libraries Charge (30%) / Rec and Events Rate (40%) / Rec and Events Chg (10%)

Activity	Economic Benefit Assessment			Funding Targets		Funding Mechanism	
	Private	Public	Exacerbator	Private	Public	Private	Public
Community Facilities	70%	30%	0%	40%	60%	Fees and Charges	Fixed Sports, Halls and Libraries Charge

Activity	Economic Benefit Assessment			Funding Targets		Funding Mechanism	
	Private	Public	Exacerbator	Private	Public	Private	Public
Aquatics	70%	30%	0%	45%	55%	Fees and Charges	Fixed Aquatics Charge (100%)

5. Proposed Wānaka airport fees

- > Reviews have assessed that Wānaka Airport fees sit below the comparative airports
- > Therefore increases above CPI this year are recommended
- > For many users, this means a \$3 increase in landing fees
- > Assist with meeting Revenue and Financing Policy target below:

Activity	Economic Benefit Assessment			Funding Targets		Funding Mechanism	
	Private	Public	Exacerbator	Private	Public	Private	Public
Community Assets	100%	0%	0%	100%	0%	Fees and Charges	-

AP2025-26 PRICING SCHEDULE

<u>CATEGORY</u>	<u>PRICING INCREASE METHODOLOGY</u>
1. Environmental Health Fees	Pricing increasing to align with CPI, plus rounding
2. Community Services & Facilities	Changes required to cover actual costs incurred New fee re Alpine Health & Fitness Joining Fee to cover administration costs
3. Library Fees and Charges	Pricing increases for book covering in line with CPI Library bags and card replacement increases in line with costs
4. Transfer Station Fees and Charges	Changes required to cover actual costs incurred.
5. Parking Fees	Pricing Increases aligning with inflationary changes and rounding. Increases greater than CPI for some fees relating to funding future investment, and considerations around proximity to Queenstown CBD
6. Mooring Fees	Changes required to cover actual costs incurred
7. Wānaka Airport Landing Fees	Pricing changes to better align with market pricing. New fee for parking on grass apron
8. Planning and Development Fees & Charges	Pricing increases of an estimated 5% are justified by increase in operational costs.
9. Dog Registration Fees & Charges	Changes required to cover actual costs incurred.
10. Trade Waste Fees & Charges	Changes required to cover actual costs incurred.
11. Cemetery Fees & Charges	Pricing increasing to align with CPI, plus rounding
12. Other Fees & Charges	Pricing increasing to align with CPI, plus rounding

1. Environmental Health Fees

AREA	From *	To *	Change with Rounding	Change (%)	Price Increase Methodology	Notes
Food Act Fees						
Registrations						
Food Control Plan	\$ 290.00	\$ 300.00	\$ 10.00	3.4%	To align with CPI, plus rounding to nearest unit	Annual Registration
National Plan	\$ 290.00	\$ 300.00	\$ 10.00	3.4%	To align with CPI, plus rounding to nearest unit	Register every Second Year
Multi-Site	\$ 290.00	\$ 300.00	\$ 10.00	3.4%	To align with CPI, plus rounding to nearest unit	
Domestic Food Business Levy		\$ 78.78	\$ 78.78			New fee from MPI + Collection Costs
Audits						Frequency is based upon Performance
National Programs						
Risk Category one (Limitation 5 Hours - Previously 4)	\$ 725.00	\$ 745.00	\$ 20.00	2.8%	To align with CPI, plus rounding to nearest unit	Average time for a Category one is the same as two and three, limitation to be updated to 5hrs
Risk Category two and three (Limitation 5 Hours)	\$ 725.00	\$ 745.00	\$ 20.00	2.8%	To align with CPI, plus rounding to nearest unit	
Food Control Plan (Limitation 6 Hours)	\$ 870.00	\$ 895.00	\$ 25.00	2.9%	To align with CPI, plus rounding to nearest unit	
Multi Sites: Food Control Plan or National Programme - Single site + Hourly rate for additional sites						
Food Act Hourly Rate including Enforcement	\$ 145.00	\$ 150.00	\$ 5.00	3.4%	To align with CPI, plus rounding to nearest unit	Charged for additional work beyond limitation
Campgrounds (New and Renewal) Limitation 3 hrs	\$ 400.00	\$ 410.00	\$ 10.00	2.5%	To align with CPI, plus rounding to nearest unit	Annual Audit and Report
Transfer	\$ 72.50	\$ 75.00	\$ 2.50	3.4%	To align with CPI, plus rounding to nearest unit	(Half Hour)
Hairdressers (New and Renewal) Limitation 3 hrs	\$ 390.00	\$ 400.00	\$ 10.00	2.6%	To align with CPI, plus rounding to nearest unit	Annual Audit and Report
Transfer	\$ 72.50	\$ 75.00	\$ 2.50	3.4%	To align with CPI, plus rounding to nearest unit	(Half Hour)
Funeral Palours (New and Renewal) Limitation 2 hrs 15 min	\$ 300.00	\$ 310.00	\$ 10.00	3.3%	To align with CPI, plus rounding to nearest unit	Annual Audit and Report
transfer	\$ 72.50	\$ 75.00	\$ 2.50	3.4%	To align with CPI, plus rounding to nearest unit	(Half Hour)
Offensive Trades (New and Renewal) Limitation 2 hrs 15	\$ 300.00	\$ 310.00	\$ 10.00	3.3%	To align with CPI, plus rounding to nearest unit	Annual Audit and Report
Transfer	\$ 72.50	\$ 75.00	\$ 2.50	3.4%	To align with CPI, plus rounding to nearest unit	(Half Hour)
Environmental Health Rate including Enforcement	\$ 145.00	\$ 150.00	\$ 5.00	3.4%	To align with CPI, plus rounding to nearest unit	
Late Payment Follow up (Hourly Rate)	\$ 145.00	\$ 150.00	\$ 5.00	3.4%	To align with CPI, plus rounding to nearest unit	Charged for additional work beyond limitation
Other chargeable work - e.g. RMA, Events, Building Act	\$ 145.00	\$ 150.00	\$ 5.00	3.4%	To align with CPI, plus rounding to nearest unit	Consistent with Fees set under the Planning Team

*includes GST

2. Community Services & Facilities

Aquatics Queenstown and Wānaka Pricing	01-Jul-24	01-Jul-25	Change	Change (%)	Price Increase Methodology	Date change effective
Swim School Lesson						
Group – Child	\$15.00	\$15.50	\$0.50	3.3%	Reflects increase in cost of delivering service which is higher than CPI	14-Jul-25
Group – Adult	\$22.00	\$23.00	\$1.00	4.5%	Reflects increase in cost of delivering service which is higher than CPI	14-Jul-25
Private Lesson – Child (single)	\$41.50	\$45.00	\$3.50	8.4%	Reflects increase in cost of delivering service which is higher than CPI	14-Jul-25
Private Lesson – Child (shared 2 people)	\$46.50	\$50.00	\$3.50	7.5%	Reflects increase in cost of delivering service which is higher than CPI	14-Jul-25
Private Lesson – Adult	\$62.00	\$65.00	\$3.00	4.8%	Reflects increase in cost of delivering service which is higher than CPI	14-Jul-25
Ability Lesson	\$20.00	\$20.50	\$0.50	2.5%	Reflects increase in cost of delivering service which is higher than CPI	14-Jul-25
Casual Swim incl. up to two toddlers under 5						
Adult	\$8.00	\$8.20	\$0.20	2.5%	To align with CPI, plus rounding to nearest	01-Jul-25
Tertiary Student	\$6.70	\$6.90	\$0.20	3.0%	To align with CPI, plus rounding to nearest	01-Jul-25
Beneficiary/Senior	\$5.20	\$5.30	\$0.10	1.9%	To align with CPI, plus rounding to nearest	01-Jul-25
Child	\$4.20	\$4.30	\$0.10	2.4%	To align with CPI, plus rounding to nearest	01-Jul-25
Hydroslide						
Adult	\$8.00	\$8.00	\$0.00	0.0%	Decision not to increase pricing this year	
Tertiary Student	\$6.70	\$6.70	\$0.00	0.0%	Decision not to increase pricing this year	
Beneficiary/Senior	\$5.20	\$5.20	\$0.00	0.0%	Decision not to increase pricing this year	
Child	\$4.20	\$4.20	\$0.00	0.0%	Decision not to increase pricing this year	
10 swim concession						
Adult	\$75.00	\$77.00	\$2.00	2.7%	To align with CPI, plus rounding to nearest	01-Jul-25
Tertiary Student	\$62.00	\$64.00	\$2.00	3.2%	To align with CPI, plus rounding to nearest	01-Jul-25
Beneficiary/Senior	\$47.00	\$48.00	\$1.00	2.1%	To align with CPI, plus rounding to nearest	01-Jul-25
Child	\$37.00	\$38.00	\$1.00	2.7%	To align with CPI, plus rounding to nearest	01-Jul-25
Pre Paid Memberships (swim)						
Prepay adult - 3 month	\$195.00	\$199.00	\$4.00	2.1%	To align with CPI, plus rounding to nearest	01-Jul-25
Prepay adult - 6 month	\$285.00	\$289.00	\$4.00	1.4%	To align with CPI, plus rounding to nearest	01-Jul-25
Prepay adult - 12 month	\$435.00	\$449.00	\$14.00	3.2%	To align with CPI, plus rounding to nearest	01-Jul-25
Prepay beneficiary/senior - 3 month	\$82.00	\$84.00	\$2.00	2.4%	To align with CPI, plus rounding to nearest	01-Jul-25
Prepay beneficiary/senior - 6 month	\$132.00	\$134.00	\$2.00	1.5%	To align with CPI, plus rounding to nearest	01-Jul-25
Prepay beneficiary/senior - 12 month	\$212.00	\$214.00	\$2.00	0.9%	To align with CPI, plus rounding to nearest	01-Jul-25
Prepay child - 3 month	\$60.00	\$62.00	\$2.00	3.3%	To align with CPI, plus rounding to nearest	01-Jul-25
Prepay child - 6 month	\$110.00	\$112.00	\$2.00	1.8%	To align with CPI, plus rounding to nearest	01-Jul-25
Prepay child - 12 month	\$180.00	\$182.00	\$2.00	1.1%	To align with CPI, plus rounding to nearest	01-Jul-25
Prepay family – 6 month	\$409.00	\$420.00	\$11.00	2.7%	To align with CPI, plus rounding to nearest	01-Jul-25
Prepay family – 12 month	\$709.00	\$720.00	\$11.00	1.6%	To align with CPI, plus rounding to nearest	01-Jul-25
Off-Peak – 3 month	\$132.00	\$135.00	\$3.00	2.3%	To align with CPI, plus rounding to nearest	01-Jul-25
Off-Peak – 6 month	\$192.00	\$195.00	\$3.00	1.6%	To align with CPI, plus rounding to nearest	01-Jul-25
Off-Peak – 12 month	\$302.00	\$305.00	\$3.00	1.0%	To align with CPI, plus rounding to nearest	01-Jul-25

Aquatics Queenstown and Wānaka Pricing	01-Jul-24	01-Jul-25	Change	Change (%)	Price Increase Methodology	Date change effective
Direct Debit (Aquatics) - price per week						
Adult Open term Direct Debit	\$13.50	\$13.95	\$0.45	3.3%	To align with CPI, plus rounding to nearest	06-Sep-25
Senior/Bene Open term Direct Debit	\$7.20	\$7.35	\$0.15	2.1%	To align with CPI, plus rounding to nearest	06-Sep-25
Child open term Direct Debit	\$5.20	\$5.35	\$0.15	2.9%	To align with CPI, plus rounding to nearest	06-Sep-25
Family Direct Debit open Term	\$23.50	\$23.95	\$0.45	1.9%	To align with CPI, plus rounding to nearest	06-Sep-25
Off-peak Direct Debit open term	\$9.20	\$9.35	\$0.15	1.6%	To align with CPI, plus rounding to nearest	06-Sep-25
Tertiary Student Direct Debit open term	\$10.20	\$10.35	\$0.15	1.5%	To align with CPI, plus rounding to nearest	06-Sep-25
Membership Transfer Fee	\$20.00	\$20.00	\$0.00	0.0%	Decision not to increase pricing this year	
Hire charges						
Lane per hour – Community	\$8.00	\$8.20	\$0.20	2.5%	To align with CPI, plus rounding to nearest	14-Jul-25
Lane per hour – Standard	\$15.00	\$15.30	\$0.30	2.0%	To align with CPI, plus rounding to nearest	14-Jul-25
Lane per hour – Commercial	\$15.00	\$15.30	\$0.30	2.0%	To align with CPI, plus rounding to nearest	14-Jul-25
Lap pool per hour – Community	\$80.00	\$81.50	\$1.50	1.9%	To align with CPI, plus rounding to nearest	14-Jul-25
Lap pool per hour – Standard	\$120.00	\$122.50	\$2.50	2.1%	To align with CPI, plus rounding to nearest	14-Jul-25
Lap pool per hour – Commercial	\$160.00	\$163.50	\$3.50	2.2%	To align with CPI, plus rounding to nearest	14-Jul-25
Arrowtown (5 lane) lap pool per hour – Community	\$50.00	\$51.00	\$1.00	2.0%	To align with CPI, plus rounding to nearest	14-Jul-25
Arrowtown (5 lane) lap pool per hour – Standard	\$75.00	\$76.00	\$1.00	1.3%	To align with CPI, plus rounding to nearest	14-Jul-25
Arrowtown (5 lane) lap pool per hour –	\$100.00	\$102.00	\$2.00	2.0%	To align with CPI, plus rounding to nearest	14-Jul-25
Learners pool per lane – Community (WRC)	\$8.00	\$8.20	\$0.20	2.5%	To align with CPI, plus rounding to nearest	14-Jul-25
Learners pool per lane – Standard (WRC)	\$15.00	\$15.30	\$0.30	2.0%	To align with CPI, plus rounding to nearest	14-Jul-25
Learners pool per lane – Commercial (WRC)	\$15.00	\$15.30	\$0.30	2.0%	To align with CPI, plus rounding to nearest	14-Jul-25
Learners pool per hour – Community (QEC)	\$30.00	\$30.50	\$0.50	1.7%	To align with CPI, plus rounding to nearest	14-Jul-25
Learners pool per hour – Standard (QEC)	\$45.00	\$46.00	\$1.00	2.2%	To align with CPI, plus rounding to nearest	14-Jul-25
Learners pool per hour – Commercial (QEC)	\$60.00	\$61.50	\$1.50	2.5%	To align with CPI, plus rounding to nearest	14-Jul-25
Birthday parties (2 hour hire) (QEC)	\$155.00 option	\$158.50 option	\$3.50	2.3%	To align with CPI, plus rounding to nearest	14-Jul-25
Birthday parties (2 hour hire) (QEC)	\$207.00 option	\$212.00 option	\$5.00	2.5%	To align with CPI, plus rounding to nearest	14-Jul-25
Pool Crew hire (per hour)	\$30.00	\$31.00	\$1.00	3.3%	To align with CPI, plus rounding to nearest	14-Jul-25
Hydroslide (Exclusive Hire per hour)	\$155.00	\$158.50	\$3.50	2.3%	To align with CPI, plus rounding to nearest	14-Jul-25
Large inflatable hire per hour	\$155.00	\$158.50	\$3.50	2.3%	To align with CPI, plus rounding to nearest	14-Jul-25
Small inflatable hire per hour	\$52.00	\$53.50	\$1.50	2.9%	To align with CPI, plus rounding to nearest	14-Jul-25
Aquatics Arrowtown Memorial Pool Pricing	01-Jul-24	01-Jul-25	Change	Change (%)	Price Increase Methodology	Date change effective
Casual Swim incl. up to two toddlers under 5						
Adult	\$4.20	\$4.50	\$0.30	7.1%	To align with CPI, plus rounding to nearest	01-Dec-25
Beneficiary/Senior	\$3.20	\$3.50	\$0.30	9.4%	To align with CPI, plus rounding to nearest	01-Dec-25
Child	\$2.20	\$2.50	\$0.30	13.6%	To align with CPI, plus rounding to nearest	01-Dec-25
Season Membership						
Adult	\$80.00	\$82.00	\$2.00	2.5%	To align with CPI, plus rounding to nearest	01-Dec-25
Beneficiary/Senior	\$65.00	\$67.00	\$2.00	3.1%	To align with CPI, plus rounding to nearest	01-Dec-25
Child	\$50.00	\$52.00	\$2.00	4.0%	To align with CPI, plus rounding to nearest	01-Dec-25
Family	\$105.00	\$107.00	\$2.00	1.9%	To align with CPI, plus rounding to nearest	01-Dec-25

Alpine Health and Fitness Pricing	01-Jul-24	01-Jul-25	Change	Change (%)	Price Increase Methodology	Date change effective
Casual						
Adult	\$23.50	\$24.50	\$1.00	4.3%	To align with CPI, plus rounding to nearest	01-Jul-25
Tertiary Student (with current NZ institution ID)	\$18.00	\$18.50	\$0.50	2.8%	To align with CPI, plus rounding to nearest	01-Jul-25
Beneficiary/Senior	\$13.50	\$13.80	\$0.30	2.2%	To align with CPI, plus rounding to nearest	01-Jul-25
High School	\$11.50	\$11.80	\$0.30	2.6%	To align with CPI, plus rounding to nearest	01-Jul-25
Leisurelys	\$8.00	\$8.20	\$0.20	2.5%	To align with CPI, plus rounding to nearest	01-Jul-25
Teen Fitness Class	\$5.25	\$5.50	\$0.25	4.8%	To align with CPI, plus rounding to nearest	01-Jul-25
10 Concession Pass						
Adult	\$160.00	\$168.00	\$8.00	5.0%	Increase in line with market rates & casual	01-Jul-25
Tertiary Student (with current NZ institution ID)	\$125.00	\$128.00	\$3.00	2.4%	To align with CPI, plus rounding to nearest	01-Jul-25
Beneficiary/Senior	\$100.00	\$102.00	\$2.00	2.0%	To align with CPI, plus rounding to nearest	01-Jul-25
High School	\$90.00	\$92.00	\$2.00	2.2%	To align with CPI, plus rounding to nearest	01-Jul-25
Leisurelys	\$55.00	\$57.00	\$2.00	3.6%	To align with CPI, plus rounding to nearest	01-Jul-25
Teen Fitness Class	\$47.50	\$48.00	\$0.50	1.1%	To align with CPI, plus rounding to nearest	01-Jul-25
Pre Paid Memberships						
Adult - 3 months	\$319.00	\$330.00	\$11.00	3.4%	To align with CPI, plus rounding to nearest	01-Jul-25
Adult - 6 months	\$519.00	\$530.00	\$11.00	2.1%	To align with CPI, plus rounding to nearest	01-Jul-25
Adult - 12 months	\$919.00	\$930.00	\$11.00	1.2%	To align with CPI, plus rounding to nearest	01-Jul-25
Beneficiary/Senior - 3 months	\$185.00	\$190.00	\$5.00	2.7%	To align with CPI, plus rounding to nearest	01-Jul-25
Beneficiary/Senior - 6 months	\$325.00	\$330.00	\$5.00	1.5%	To align with CPI, plus rounding to nearest	01-Jul-25
Beneficiary/Senior - 12 months	\$625.00	\$630.00	\$5.00	0.8%	To align with CPI, plus rounding to nearest	01-Jul-25
High School - 3 months	\$145.00	\$150.00	\$5.00	3.4%	To align with CPI, plus rounding to nearest	01-Jul-25
High School - 6 months	\$255.00	\$260.00	\$5.00	2.0%	To align with CPI, plus rounding to nearest	01-Jul-25
High School - 12 months	\$485.00	\$490.00	\$5.00	1.0%	To align with CPI, plus rounding to nearest	01-Jul-25
Leisurely - 3 months	\$145.00	\$149.00	\$4.00	2.8%	To align with CPI, plus rounding to nearest	01-Jul-25
Leisurely - 6 months	\$240.00	\$245.00	\$5.00	2.1%	To align with CPI, plus rounding to nearest	01-Jul-25
Off-peak – 3 months	\$199.00	\$209.00	\$10.00	5.0%	To align with CPI, plus rounding to nearest	01-Jul-25
Off-peak – 6 months	\$369.00	\$379.00	\$10.00	2.7%	To align with CPI, plus rounding to nearest	01-Jul-25
Off-peak - 12 months	\$569.00	\$579.00	\$10.00	1.8%	To align with CPI, plus rounding to nearest	01-Jul-25
1 week holiday	\$55.00	\$60.00	\$5.00	9.1%	To align with CPI, plus rounding to nearest	01-Jul-25
Direct Debit – Open Term (price per week)						
Adult	\$24.95	\$25.95	\$1.00	4%	To align with CPI, plus rounding to nearest	06-Sep-25
Tertiary Student (with current NZ institution ID)	\$18.25	\$18.50	\$0.25	1%	To align with CPI, plus rounding to nearest	06-Sep-25
Off-peak	\$16.25	\$16.50	\$0.25	2%	To align with CPI, plus rounding to nearest	06-Sep-25
Beneficiary/Senior	\$14.25	\$14.50	\$0.25	2%	To align with CPI, plus rounding to nearest	06-Sep-25
High School	\$11.25	\$11.50	\$0.25	2%	To align with CPI, plus rounding to nearest	06-Sep-25
Membership Transfer Fee	\$50.00	\$50.00	\$0.00	0%	Decision not to increase pricing this year	
Alpine Health & Fitness Joining Fee	-	\$15.00	\$15.00	-	NEW FEE	01-Jul-25

Climbing Wall Pricing	01-Jul-24	01-Jul-25	Change	Change (%)	Price Increase Methodology	Date change effective TBC
Casual Entry						
Queenstown Climbing Club Member	\$8.50	\$8.70	\$0.20	2%	To align with CPI, plus rounding to nearest	01-Jul-25
Queenstown Climbing Club Member – child	\$6.50	\$6.70	\$0.20	3%	To align with CPI, plus rounding to nearest	01-Jul-25
Non Club Member	\$14.50	\$15.00	\$0.50	3%	To align with CPI, plus rounding to nearest	01-Jul-25
Non Club Member – child	\$11.50	\$12.00	\$0.50	4%	To align with CPI, plus rounding to nearest	01-Jul-25
Belay Licence						
Adult	\$10.50	\$11.00	\$0.50	5%	To align with CPI, plus rounding to nearest	01-Jul-25
Child	\$10.50	\$11.00	\$0.50	5%	To align with CPI, plus rounding to nearest	01-Jul-25
10 Consession Pass						
Adult	\$119.00	\$122.00	\$3.00	3%	To align with CPI, plus rounding to nearest	01-Jul-25
Child	\$99.00	\$101.50	\$2.50	3%	To align with CPI, plus rounding to nearest	01-Jul-25
10 Consession Pass with Equipment Hire						
Adult	\$171.00	\$175.00	\$4.00	2%	To align with CPI, plus rounding to nearest	01-Jul-25
Child	\$140.00	\$143.50	\$3.50	3%	To align with CPI, plus rounding to nearest	01-Jul-25
Kids Climb Programme						
6-8yrs (1hr)	\$8.50	\$8.70	\$0.20	2%	To align with CPI, plus rounding to nearest	01-Jul-25
Beginner (1hr)	\$8.50	\$8.70	\$0.20	2%	To align with CPI, plus rounding to nearest	01-Jul-25
Intermediate (1.5hrs)	\$10.50	\$10.70	\$0.20	2%	To align with CPI, plus rounding to nearest	01-Jul-25
Advanced (2hrs)	\$11.50	\$11.70	\$0.20	2%	To align with CPI, plus rounding to nearest	01-Jul-25
Frankton Golf Course Pricing	01-Jul-24	01-Jul-25	Change	Change (%)	Price Increase Methodology	Date change effective TBC
Pre-paid Annual Membership Fees						
Adult	\$409.00	\$419.00	\$10.00	2.4%	To align with CPI, plus rounding to nearest	01-Jan-26
Summer Membership Fees (6 months Oct-Mar)						
Adult	\$309.00	\$319.00	\$10.00	3.2%	To align with CPI, plus rounding to nearest	01-Oct-25
Pre-paid Winter Range Membership (1 May to 1						
Medium (70 balls)	\$249.00	\$259.00	\$10.00	4.0%	To align with CPI, plus rounding to nearest	01-May-26
Large (120 balls)	\$349.00	\$359.00	\$10.00	2.9%	To align with CPI, plus rounding to nearest	01-May-26
Pre-paid Range Membership Fees (Jan-Dec)						
Adult (medium bucket)	\$515.00	\$525.00	\$10.00	1.9%	To align with CPI, plus rounding to nearest	01-Jan-26
Adult (large bucket)	\$615.00	\$625.00	\$10.00	1.6%	To align with CPI, plus rounding to nearest	01-Jan-26
Junior U18 (medium)	\$205.00	\$210.00	\$5.00	2.4%	To align with CPI, plus rounding to nearest	01-Jan-26
Junior U18 (large)	\$305.00	\$310.00	\$5.00	1.6%	To align with CPI, plus rounding to nearest	01-Jan-26
Green Fees						
Adult - 9 Holes	\$20.50	\$21.00	\$0.50	2.4%	To align with CPI, plus rounding to nearest	01-Jul-25
Adult - 18 Holes	\$20.50	\$21.00	\$0.50	2.4%	To align with CPI, plus rounding to nearest	01-Jul-25
Junior (U18) - 9 Holes	\$5.00	\$5.50	\$0.50	10.0%	To align with CPI, plus rounding to nearest	01-Jul-25
Junior (U18) - 18 Holes	\$5.00	\$5.50	\$0.50	10.0%	To align with CPI, plus rounding to nearest	01-Jul-25
Driving Range Bucket Fees						
Small (40 balls)	\$8.50	\$9.00	\$0.50	5.9%	To align with CPI, plus rounding to nearest	01-Jul-25
Medium (70 balls)	\$10.50	\$11.00	\$0.50	4.8%	To align with CPI, plus rounding to nearest	01-Jul-25
Large (120 balls)	\$15.50	\$16.00	\$0.50	3.2%	To align with CPI, plus rounding to nearest	01-Jul-25
Members - Small	\$6.50	\$7.00	\$0.50	7.7%	To align with CPI, plus rounding to nearest	01-Jul-25
Members - Large	\$12.50	\$13.00	\$0.50	4.0%	To align with CPI, plus rounding to nearest	01-Jul-25
Hire Fees						
Club - 9-18 Holes	\$20.00	\$22.00	\$2.00	10.0%	To align with CPI, plus rounding to nearest	01-Jul-25
Club - Driving Range	\$2.00	\$2.50	\$0.50	25.0%	To align with CPI, plus rounding to nearest	01-Jul-25
Trundler - 9-18 Holes	\$5.00	\$5.50	\$0.50	10.0%	To align with CPI, plus rounding to nearest	01-Jul-25

Queenstown Events Centre Pricing	01-Jul-24			01-Jul-25			Change			Change (%)			Price Increase Methodology
	Community	Standard	Commercial	Community	Standard	Commercial	Community	Standard	Commercial	Community	Standard	Commercial	
	Flat Rate	Flat Rate	Flat Rate	Flat Rate	Flat Rate	Flat Rate	Flat Rate	Flat Rate	Flat Rate	Flat Rate	Flat Rate	Flat Rate	
Courts per hour for sport													
Full indoor court *	\$35.50	\$72.50	\$108.50	\$36.50	\$74.50	\$111.00	\$1.00	\$2.00	\$2.50	2.8%	2.8%	2.3%	To align with CPI, plus rounding to nearest unit
Outdoor court	\$10.50	\$21.00	\$31.00	\$11.00	\$21.50	\$32.00	\$0.50	\$0.50	\$1.00	4.8%	2.4%	3.2%	To align with CPI, plus rounding to nearest unit
Badminton/ Pickleball/ Table tennis	\$19.50	\$19.50	\$19.50	\$20.00	\$20.00	\$20.00	\$0.50	\$0.50	\$0.50	2.6%	2.6%	2.6%	To align with CPI, plus rounding to nearest unit
Casual Court Play **	NA	\$5.00	NA	NA	\$5.00			\$0.00			0.0%		Decision not to increase pricing this year
Freeplay - youth U18 **	NA	\$0.00	NA	NA	\$0.00	NA		\$0.00		0.0%	0.0%	0.0%	
* including Volleyball, Basketball, Netball, Futsal and Floorball													
** includes equipment. Excludes Volleyball as this requires a booking to accommodate set up requirements.													
	01-Jul-24			01-Jul-25			Change			Change (%)			Price Increase Methodology
	Community	Standard	Commercial	Community	Standard	Commercial	Community	Standard	Commercial	Community	Standard	Commercial	
Changing Rooms													
Per use	\$39.50	\$99.50	\$150.00	\$40.50	\$102.00	\$153.50	\$1.00	\$2.50	\$3.50	2.5%	2.5%	2.3%	To align with CPI, plus rounding to nearest unit
Casual Shower Usage													
Casual Shower Usage	NA	\$5.00	NA	NA	\$5.00			-		0.0%	0.0%	0.0%	Decision not to increase pricing this year
Group Fitness Room													
Hourly	\$34.00	\$86.00	\$121.00	\$35.00	\$88.00	\$124.00	\$1.00	\$2.00	\$3.00	2.9%	2.3%	2.5%	To align with CPI, plus rounding to nearest unit
Half day (1/2 day)	\$148.00	\$382.00	\$533.00	\$151.50	\$390.50	\$545.00	\$3.50	\$8.50	\$12.00	2.4%	2.2%	2.3%	To align with CPI, plus rounding to nearest unit
Full day (12 hours)	\$242.00	\$620.00	\$872.00	\$247.50	\$634.00	\$891.50	\$5.50	\$14.00	\$19.50	2.3%	2.3%	2.2%	To align with CPI, plus rounding to nearest unit
Indoor Stadium for Events													
Hourly	\$135.00	\$344.00	\$599.00	\$138.00	\$352.00	\$613.00	\$3.00	\$8.00	\$14.00	2.2%	2.3%	2.3%	To align with CPI, plus rounding to nearest unit
Event day (1/2 day)	\$585.00	\$1462.00	\$2632.00	\$598.00	\$1495.00	\$2690.00	\$13.00	\$33.00	\$58.00	2.2%	2.3%	2.2%	To align with CPI, plus rounding to nearest unit
Event day (12 hours)	\$960.00	\$2390.00	\$4784.00	\$982.00	\$2443.00	\$4890.00	\$22.00	\$53.00	\$106.00	2.3%	2.2%	2.2%	To align with CPI, plus rounding to nearest unit
Carpet tiles	\$1858.00	\$2064.00	\$3664.00	\$2050.00	\$2270.00	\$3745.00	\$192.00	\$206.00	\$81.00	10.3%	10.0%	2.2%	Reflects increase in cost of delivering service which is higher than CPI
Drapes	\$1032.00	\$1595.00	\$2869.00	\$1140.00	\$1770.00	\$2933.00	\$108.00	\$175.00	\$64.00	10.5%	11.0%	2.2%	Reflects increase in cost of delivering service which is higher than CPI
Function Room													
Hourly	\$34.00	\$86.00	\$121.00	\$35.00	\$88.00	\$124.00	\$1.00	\$2.00	\$3.00	2.9%	2.3%	2.5%	To align with CPI, plus rounding to nearest unit
Half day (1/2 day)	\$148.00	\$382.00	\$533.00	\$152.00	\$391.00	\$545.00	\$4.00	\$9.00	\$12.00	2.7%	2.4%	2.3%	To align with CPI, plus rounding to nearest unit
Full day (12 hours)	\$242.00	\$622.00	\$872.00	\$248.00	\$636.00	\$892.00	\$6.00	\$14.00	\$20.00	2.5%	2.3%	2.3%	To align with CPI, plus rounding to nearest unit
Meeting Room													
Hourly	\$21.00	\$53.00	\$73.00	\$21.50	\$55.00	\$75.00	\$0.50	\$2.00	\$2.00	2.4%	3.8%	2.7%	To align with CPI, plus rounding to nearest unit
Half day (1/2 day)	\$91.00	\$228.00	\$315.00	\$93.50	\$234.00	\$322.00	\$2.50	\$6.00	\$7.00	2.7%	2.6%	2.2%	To align with CPI, plus rounding to nearest unit
Full day (12 hours)	\$149.00	\$382.00	\$516.00	\$153.00	\$391.00	\$528.00	\$4.00	\$9.00	\$12.00	2.7%	2.4%	2.3%	To align with CPI, plus rounding to nearest unit
Kitchen													
Per Use	\$35.00	\$90.00	\$135.00	\$36.00	\$92.00	\$138.00	\$1.00	\$2.00	\$3.00	2.9%	2.2%	2.2%	To align with CPI, plus rounding to nearest unit
Queenstown Memorial Centre Pricing	01-Jul-24			01-Jul-25			Change			Change (%)			Price Increase Methodology
	Community	Standard	Commercial	Community	Standard	Commercial	Community	Standard	Commercial	Community	Standard	Commercial	
	Flat Rate	Flat Rate	Flat Rate	Flat Rate	Flat Rate	Flat Rate	Flat Rate	Flat Rate	Flat Rate	Flat Rate	Flat Rate	Flat Rate	
Whole venue													
Hourly	\$77.00	\$197.00	\$493.00	\$79.00	\$202.00	\$504.00	\$2.00	\$5.00	\$11.00	2.6%	2.5%	2.2%	To align with CPI, plus rounding to nearest unit
Half day (6 hours)	\$337.00	\$866.00	\$2164.00	\$345.00	\$886.00	\$2212.00	\$8.00	\$20.00	\$48.00	2.4%	2.3%	2.2%	To align with CPI, plus rounding to nearest unit
Full day (12 hours)	\$551.00	\$1404.00	\$3540.00	\$564.00	\$1435.00	\$3618.00	\$13.00	\$31.00	\$78.00	2.4%	2.2%	2.2%	To align with CPI, plus rounding to nearest unit
Auditorium													
Hourly	\$61.00	\$158.00	\$393.00	\$62.50	\$162.00	\$402.00	\$1.50	\$4.00	\$9.00	2.5%	2.5%	2.3%	To align with CPI, plus rounding to nearest unit
Half day (6 hours)	\$269.00	\$691.00	\$1726.00	\$275.00	\$707.00	\$1764.00	\$6.00	\$16.00	\$38.00	2.2%	2.3%	2.2%	To align with CPI, plus rounding to nearest unit
Full day (12 hours)	\$439.00	\$1130.00	\$2822.00	\$449.00	\$1155.00	\$2885.00	\$10.00	\$25.00	\$63.00	2.3%	2.2%	2.2%	To align with CPI, plus rounding to nearest unit
Lounge Room													
Hourly	\$28.00	\$73.00	\$180.00	\$28.50	\$75.00	\$184.00	\$0.50	\$2.00	\$4.00	1.8%	2.7%	2.2%	To align with CPI, plus rounding to nearest unit
Half day (6 hours)	\$123.00	\$316.00	\$790.00	\$126.00	\$323.00	\$808.00	\$3.00	\$7.00	\$18.00	2.4%	2.2%	2.3%	To align with CPI, plus rounding to nearest unit
Full day (12 hours)	\$201.00	\$516.00	\$1292.00	\$206.00	\$528.00	\$1321.00	\$5.00	\$12.00	\$29.00	2.5%	2.3%	2.2%	To align with CPI, plus rounding to nearest unit
Kitchen	\$35.00	\$90.00	\$135.00	\$36.00	\$92.00	\$138.00	\$1.00	\$2.00	\$3.00	2.9%	2.2%	2.2%	To align with CPI, plus rounding to nearest unit

Arrowtown Athenaeum Hall Pricing													
	01-Jul-24			01-Jul-25			Change			Change (%)			Price Increase Methodology
	Community	Standard	Commercial	Community	Standard	Commercial	Community	Standard	Commercial	Community	Standard	Commercial	
	Flat Rate	Flat Rate	Flat Rate	Flat Rate	Flat Rate	Flat Rate	Flat Rate	Flat Rate	Flat Rate	Flat Rate	Flat Rate	Flat Rate	
Whole venue													
Hourly	\$42.00	\$107.00	\$159.00	\$43.00	\$110.00	\$163.00	\$1.00	\$3.00	\$4.00	2.4%	2.8%	2.5%	To align with CPI, plus rounding to nearest unit
Half day (6 hours)	\$182.00	\$468.00	\$702.00	\$187.00	\$479.00	\$718.00	\$5.00	\$11.00	\$16.00	2.7%	2.4%	2.3%	To align with CPI, plus rounding to nearest unit
Full day (12 hours)	\$298.00	\$766.00	\$1148.00	\$305.00	\$783.00	\$1174.00	\$7.00	\$17.00	\$26.00	2.3%	2.2%	2.3%	To align with CPI, plus rounding to nearest unit
Auditorium													
Hourly	\$29.00	\$74.00	\$110.00	\$29.50	\$76.00	\$113.00	\$0.50	\$2.00	\$3.00	1.7%	2.7%	2.7%	To align with CPI, plus rounding to nearest unit
Half day (6 hours)	\$125.00	\$322.00	\$483.00	\$128.00	\$330.00	\$494.00	\$3.00	\$8.00	\$11.00	2.4%	2.5%	2.3%	To align with CPI, plus rounding to nearest unit
Full day (12 hours)	\$205.00	\$527.00	\$790.00	\$210.00	\$539.00	\$808.00	\$5.00	\$12.00	\$18.00	2.4%	2.3%	2.3%	To align with CPI, plus rounding to nearest unit
Supper Room													
Hourly	\$21.00	\$53.00	\$80.00	\$21.50	\$54.50	\$82.00	\$0.50	\$1.50	\$2.00	2.4%	2.8%	2.5%	To align with CPI, plus rounding to nearest unit
Half day (6 hours)	\$91.00	\$235.00	\$351.00	\$93.50	\$241.00	\$359.00	\$2.50	\$6.00	\$8.00	2.7%	2.6%	2.3%	To align with CPI, plus rounding to nearest unit
Full day (12 hours)	\$149.00	\$382.00	\$574.00	\$153.00	\$391.00	\$587.00	\$4.00	\$9.00	\$13.00	2.7%	2.4%	2.3%	To align with CPI, plus rounding to nearest unit
Meeting Room													
Hourly	\$14.50	\$37.00	\$54.00	\$15.00	\$38.00	\$56.00	\$0.50	\$1.00	\$2.00	3.4%	2.7%	3.7%	To align with CPI, plus rounding to nearest unit
Half day (6 hours)	\$61.00	\$159.00	\$238.00	\$62.50	\$163.00	\$244.00	\$1.50	\$4.00	\$6.00	2.5%	2.5%	2.5%	To align with CPI, plus rounding to nearest unit
Full day (12 hours)	\$101.00	\$258.00	\$387.00	\$104.00	\$264.00	\$396.00	\$3.00	\$6.00	\$9.00	3.0%	2.3%	2.3%	To align with CPI, plus rounding to nearest unit
Kitchen	\$35.00	\$90.00	\$135.00	\$36.00	\$92.00	\$138.00	\$1.00	\$2.00	\$3.00	2.9%	2.2%	2.2%	To align with CPI, plus rounding to nearest unit
Arrowtown Community Centre Pricing													
	01-Jul-24			01-Jul-25			Change			Change (%)			Price Increase Methodology
	Community	Standard	Commercial	Community	Standard	Commercial	Community	Standard	Commercial	Community	Standard	Commercial	
	Flat Rate	Flat Rate	Flat Rate	Flat Rate	Flat Rate	Flat Rate	Flat Rate	Flat Rate	Flat Rate	Flat Rate	Flat Rate	Flat Rate	
Whole venue													
Hourly	\$42.00	\$107.00	\$159.00	\$43.00	\$110.00	\$163.00	\$1.00	\$3.00	\$4.00	2.4%	2.8%	2.5%	To align with CPI, plus rounding to nearest unit
Half day (6 hours)	\$182.00	\$468.00	\$702.00	\$187.00	\$479.00	\$718.00	\$5.00	\$11.00	\$16.00	2.7%	2.4%	2.3%	To align with CPI, plus rounding to nearest unit
Full day (12 hours)	\$298.00	\$766.00	\$1148.00	\$305.00	\$783.00	\$1174.00	\$7.00	\$17.00	\$26.00	2.3%	2.2%	2.3%	To align with CPI, plus rounding to nearest unit
Double Room (2 rooms)													
Hourly	\$29.00	\$74.00	\$110.00	\$29.50	\$76.00	\$113.00	\$0.50	\$2.00	\$3.00	1.7%	2.7%	2.7%	To align with CPI, plus rounding to nearest unit
Half day (6 hours)	\$125.00	\$322.00	\$483.00	\$128.00	\$330.00	\$494.00	\$3.00	\$8.00	\$11.00	2.4%	2.5%	2.3%	To align with CPI, plus rounding to nearest unit
Full day (12 hours)	\$205.00	\$527.00	\$790.00	\$210.00	\$539.00	\$808.00	\$5.00	\$12.00	\$18.00	2.4%	2.3%	2.3%	To align with CPI, plus rounding to nearest unit
Meeting Room													
Hourly	\$14.50	\$37.00	\$54.00	\$15.00	\$38.00	\$56.00	\$0.50	\$1.00	\$2.00	3.4%	2.7%	3.7%	To align with CPI, plus rounding to nearest unit
Half day (6 hours)	\$61.00	\$159.00	\$238.00	\$62.50	\$163.00	\$244.00	\$1.50	\$4.00	\$6.00	2.5%	2.5%	2.5%	To align with CPI, plus rounding to nearest unit
Full day (12 hours)	\$101.00	\$258.00	\$389.00	\$104.00	\$264.00	\$398.00	\$3.00	\$6.00	\$9.00	3.0%	2.3%	2.3%	To align with CPI, plus rounding to nearest unit
Kitchen	\$35.00	\$90.00	\$135.00	\$36.00	\$92.00	\$138.00	\$1.00	\$2.00	\$3.00	2.9%	2.2%	2.2%	To align with CPI, plus rounding to nearest unit
Changing Rooms													
Per use	\$39.00	\$100.00	\$150.00	\$40.00	\$103.00	\$154.00	\$1.00	\$3.00	\$4.00	2.6%	3.0%	2.7%	To align with CPI, plus rounding to nearest unit
Arrowtown Tennis Club Rooms Pricing													
	01-Jul-24			01-Jul-25			Change			Change (%)			Price Increase Methodology
	Community	Standard	Commercial	Community	Standard	Commercial	Community	Standard	Commercial	Community	Standard	Commercial	
	Flat Rate	Flat Rate	Flat Rate	Flat Rate	Flat Rate	Flat Rate	Flat Rate	Flat Rate	Flat Rate	Flat Rate	Flat Rate	Flat Rate	
Meeting Room													
Hourly	\$15.50	\$41.00	\$60.00	\$16.00	\$42.00	\$62.00	\$0.50	\$1.00	\$2.00	3.2%	2.4%	3.3%	To align with CPI, plus rounding to nearest unit
Half day (6 hours)	\$69.00	\$176.00	\$264.00	\$71.00	\$180.00	\$270.00	\$2.00	\$4.00	\$6.00	2.9%	2.3%	2.3%	To align with CPI, plus rounding to nearest unit
Full day (12 hours)	\$112.00	\$287.00	\$431.00	\$115.00	\$294.00	\$441.00	\$3.00	\$7.00	\$10.00	2.7%	2.4%	2.3%	To align with CPI, plus rounding to nearest unit
Lake Hayes Pavilion Pricing													
	01-Jul-24			01-Jul-25			Change			Change (%)			Price Increase Methodology
	Community	Standard	Commercial	Community	Standard	Commercial	Community	Standard	Commercial	Community	Standard	Commercial	
	Flat Rate	Flat Rate	Flat Rate	Flat Rate	Flat Rate	Flat Rate	Flat Rate	Flat Rate	Flat Rate	Flat Rate	Flat Rate	Flat Rate	
Whole venue													
Hourly	\$43.00	\$147.00	\$249.00	\$44.00	\$151.00	\$255.00	\$1.00	\$4.00	\$6.00	2.3%	2.7%	2.4%	To align with CPI, plus rounding to nearest unit
Half day (6 hours)	\$188.00	\$643.00	\$1094.00	\$193.00	\$658.00	\$1119.00	\$5.00	\$15.00	\$25.00	2.7%	2.3%	2.3%	To align with CPI, plus rounding to nearest unit
Full day (12 hours)	\$307.00	\$1053.00	\$1791.00	\$314.00	\$1077.00	\$1831.00	\$7.00	\$24.00	\$40.00	2.3%	2.3%	2.2%	To align with CPI, plus rounding to nearest unit
Wedding rate – non QLDC ratepayers	NA	\$2560.00	NA		\$2617.00			\$57.00		0.0%	2.2%	0.0%	To align with CPI, plus rounding to nearest unit
Meeting Room													
Hourly	\$14.50	\$37.00	\$54.00	\$15.00	\$38.00	\$56.00	\$0.50	\$1.00	\$2.00	3.4%	2.7%	3.7%	To align with CPI, plus rounding to nearest unit
Half day (6 hours)	\$61.00	\$158.00	\$238.00	\$62.50	\$163.00	\$244.00	\$1.50	\$5.00	\$6.00	2.5%	3.2%	2.5%	To align with CPI, plus rounding to nearest unit
Full day (12 hours)	\$101.00	\$258.00	\$389.00	\$104.00	\$264.00	\$398.00	\$3.00	\$6.00	\$9.00	3.0%	2.3%	2.3%	To align with CPI, plus rounding to nearest unit
Kitchen	\$35.00	\$90.00	\$135.00	\$36.00	\$92.00	\$138.00	\$1.00	\$2.00	\$3.00	2.9%	2.2%	2.2%	To align with CPI, plus rounding to nearest unit

Wānaka Recreation Centre Pricing	01-Jul-24			01-Jul-25			Change			Change (%)			Price Increase Methodology	
	Community	Standard	Commercial	Community	Standard	Commercial	Community	Standard	Commercial	Community	Standard	Commercial		
	Flat Rate	Flat Rate	Flat Rate	Flat Rate	Flat Rate	Flat Rate	Flat Rate	Flat Rate	Flat Rate	Flat Rate	Flat Rate	Flat Rate		
Courts per hour for sport														
Full indoor court*	\$35.50	\$72.50	\$108.50	\$36.50	\$74.50	\$111.00	\$1.00	\$2.00	\$2.50	2.8%	2.8%	2.3%	To align with CPI, plus rounding to nearest unit	
Badminton/ Pickleball / Table tennis	\$19.50	\$19.50	\$19.50	\$20.00	\$20.00	\$20.00	\$0.50	\$0.50	\$0.50	2.6%	2.6%	2.6%	To align with CPI, plus rounding to nearest unit	
Casual Court Play **	NA	\$5.00	NA	NA	\$5.00	NA	NA	-	-	0.0%	0.0%	0.0%	Decision not to increase pricing this year	
Freeplay –youth U18 **	NA	\$0.00	NA	NA	\$0.00	NA	NA	-	-	0.0%	0.0%	0.0%	Decision not to increase pricing this year	
* including Volleyball, Basketball, Netball, Indoor Tennis, Indoor Cricket, Futsal and Floorball														
** includes equipment. Excludes Volleyball as this requires a booking to accommodate set up requirements.														
Casual Shower Usage														
Casual Shower Usage	NA	\$5.00	NA	NA	\$5.00	NA	NA	-	-	0.0%	0.0%	0.0%	Decision not to increase pricing this year	
Changing Rooms														
Hourly	\$39.00	\$100.00	\$150.00	\$40.00	\$103.00	\$154.00	\$1.00	\$3.00	\$4.00	2.6%	3.0%	2.7%	To align with CPI, plus rounding to nearest unit	
Meeting Room														
Hourly	\$21.00	\$54.00	\$73.00	\$21.50	\$55.00	\$75.00	\$0.50	\$1.00	\$2.00	2.4%	1.9%	2.7%	To align with CPI, plus rounding to nearest unit	
Half day (6 hours)	\$91.00	\$242.00	\$315.00	\$93.50	\$248.00	\$322.00	\$2.50	\$6.00	\$7.00	2.7%	2.5%	2.2%	To align with CPI, plus rounding to nearest unit	
Full day (12 hours)	\$149.00	\$382.00	\$516.00	\$153.00	\$391.00	\$528.00	\$4.00	\$9.00	\$12.00	2.7%	2.4%	2.3%	To align with CPI, plus rounding to nearest unit	
Indoor Stadium for Events														
Hourly	\$135.00	\$344.00	\$599.00	\$138.00	\$352.00	\$613.00	\$3.00	\$8.00	\$14.00	2.2%	2.3%	2.3%	To align with CPI, plus rounding to nearest unit	
Half day (1/2 day)	\$585.00	\$1462.00	\$2632.00	\$598.00	\$1495.00	\$2690.00	\$13.00	\$33.00	\$58.00	2.2%	2.3%	2.2%	To align with CPI, plus rounding to nearest unit	
Full day (12 hours)	\$960.00	\$2390.00	\$4784.00	\$982.00	\$2443.00	\$4890.00	\$22.00	\$53.00	\$106.00	2.3%	2.2%	2.2%	To align with CPI, plus rounding to nearest unit	
Carpet tiles	\$1858.00	\$2064.00	\$3664.00	\$2050.00	\$2270.00	\$3745.00	\$192.00	\$206.00	\$81.00	10.3%	10.0%	2.2%	Reflects increase in cost of delivering service which is higher than CPI	
Drapes	\$1032.00	\$1548.00	\$2869.00	\$1140.00	\$1770.00	\$2933.00	\$108.00	\$222.00	\$64.00	10.5%	14.3%	2.2%	Reflects increase in cost of delivering service which is higher than CPI	
Lake Wānaka Centre Pricing	01-Jul-24			01-Jul-25			Change			Change (%)			Price Increase Methodology	
	Community	Standard	Commercial	Community	Standard	Commercial	Community	Standard	Commercial	Community	Standard	Commercial		
	Flat Rate	Flat Rate	Flat Rate	Flat Rate	Flat Rate	Flat Rate	Flat Rate	Flat Rate	Flat Rate	Flat Rate	Flat Rate	Flat Rate		
Whole venue														
Hourly	\$74.00	\$191.00	\$300.00	\$76.00	\$196.00	\$307.00	\$2.00	\$5.00	\$7.00	2.7%	2.6%	2.3%	To align with CPI, plus rounding to nearest unit	
Half day (6 hours)	\$322.00	\$826.00	\$1249.00	\$330.00	\$845.00	\$1277.00	\$8.00	\$19.00	\$28.00	2.5%	2.3%	2.2%	To align with CPI, plus rounding to nearest unit	
Full day (12 hours)	\$528.00	\$1363.00	\$2168.00	\$540.00	\$1393.00	\$2216.00	\$12.00	\$30.00	\$48.00	2.3%	2.2%	2.2%	To align with CPI, plus rounding to nearest unit	
Auditorium														
Hourly	\$61.00	\$155.00	\$249.00	\$62.50	\$159.00	\$255.00	\$1.50	\$4.00	\$6.00	2.5%	2.6%	2.4%	To align with CPI, plus rounding to nearest unit	
Half day (6 hours)	\$266.00	\$685.00	\$1026.00	\$272.00	\$701.00	\$1049.00	\$6.00	\$16.00	\$23.00	2.3%	2.3%	2.2%	To align with CPI, plus rounding to nearest unit	
Full day (12 hours)	\$435.00	\$1120.00	\$1792.00	\$445.00	\$1145.00	\$1832.00	\$10.00	\$25.00	\$40.00	2.3%	2.2%	2.2%	To align with CPI, plus rounding to nearest unit	
Armstrong Room														
Hourly	\$28.00	\$71.00	\$114.00	\$28.50	\$73.00	\$117.00	\$0.50	\$2.00	\$3.00	1.8%	2.8%	2.6%	To align with CPI, plus rounding to nearest unit	
Half day (6 hours)	\$121.00	\$310.00	\$465.00	\$124.00	\$317.00	\$476.00	\$3.00	\$7.00	\$11.00	2.5%	2.3%	2.4%	To align with CPI, plus rounding to nearest unit	
Full day (12 hours)	\$197.00	\$506.00	\$811.00	\$202.00	\$518.00	\$829.00	\$5.00	\$12.00	\$18.00	2.5%	2.4%	2.2%	To align with CPI, plus rounding to nearest unit	
Faulks Room														
Hourly	\$21.00	\$52.00	\$83.00	\$21.50	\$55.00	\$75.00	\$0.50	\$3.00	(\$8.00)	2.4%	5.8%	-9.6%	Adjusted to align with pricing for other rooms	
Half day (6 hours)	\$91.00	\$233.00	\$351.00	\$93.50	\$248.00	\$322.00	\$2.50	\$15.00	(\$29.00)	2.7%	6.4%	-8.3%	Adjusted to align with pricing for other rooms	
Full day (12 hours)	\$149.00	\$382.00	\$609.00	\$153.00	\$391.00	\$528.00	\$4.00	\$9.00	(\$81.00)	2.7%	2.4%	-13.3%	Adjusted to align with pricing for other rooms	
Amphitheatre														
Hourly	\$21.00	\$52.00	\$83.00	\$21.50	\$53.50	\$85.00	\$0.50	\$1.50	\$2.00	2.4%	2.9%	2.4%	To align with CPI, plus rounding to nearest unit	
Half day (6 hours)	\$91.00	\$233.00	\$351.00	\$93.50	\$239.00	\$359.00	\$2.50	\$6.00	\$8.00	2.7%	2.6%	2.3%	To align with CPI, plus rounding to nearest unit	
Full day (12 hours)	\$149.00	\$382.00	\$609.00	\$153.00	\$391.00	\$623.00	\$4.00	\$9.00	\$14.00	2.7%	2.4%	2.3%	To align with CPI, plus rounding to nearest unit	
Kitchen	\$35.00	\$90.00	\$135.00	\$36.00	\$92.00	\$138.00	\$1.00	\$2.00	\$3.00	2.9%	2.2%	2.2%	To align with CPI, plus rounding to nearest unit	
Luggate Memorial Centre Pricing	01-Jul-24			01-Jul-25			Change			Change (%)			Price Increase Methodology	
	Community	Standard	Commercial	Community	Standard	Commercial	Community	Standard	Commercial	Community	Standard	Commercial		
	Flat Rate	Flat Rate	Flat Rate	Flat Rate	Flat Rate	Flat Rate	Flat Rate	Flat Rate	Flat Rate	Flat Rate	Flat Rate	Flat Rate		
Whole venue														
Hourly	\$25.00	\$62.00	\$110.00	\$25.50	\$63.50	\$113.00	\$0.50	\$1.50	\$3.00	2.0%	2.4%	2.7%	To align with CPI, plus rounding to nearest unit	
Half day (6 hours)	\$112.00	\$279.00	\$465.00	\$115.00	\$286.00	\$466.00	\$3.00	\$7.00	\$11.00	2.7%	2.5%	2.4%	To align with CPI, plus rounding to nearest unit	
Full day (12 hours)	\$191.00	\$496.00	\$785.00	\$196.00	\$507.00	\$803.00	\$5.00	\$11.00	\$18.00	2.6%	2.2%	2.3%	To align with CPI, plus rounding to nearest unit	
Meeting Room														
Hourly	\$12.50	NA	\$50.00	\$13.00	\$35.00	\$52.00	\$0.50		\$2.00	4.0%	0.0%	4.0%	To align with CPI, plus rounding to nearest unit	
Half day (6 hours)	\$56.00	NA	\$217.00	\$57.50	\$153.00	\$222.00	\$1.50		\$5.00	2.7%	0.0%	2.3%	To align with CPI, plus rounding to nearest unit	
Full day (12 hours)	\$93.00	NA	\$372.00	\$95.50	\$250.00	\$381.00	\$2.50		\$9.00	2.7%	0.0%	2.4%	To align with CPI, plus rounding to nearest unit	
Kitchen														
Per use	\$35.00	\$90.00	\$135.00	\$36.00	\$92.00	\$138.00	\$1.00	\$2.00	\$3.00	2.9%	2.2%	2.2%	To align with CPI, plus rounding to nearest unit	

Hāwea Flat Hall Pricing	01-Jul-24			01-Jul-25			Change			Change (%)			Price Increase Methodology	
	Community	Standard	Commercial	Community	Standard	Commercial	Community	Standard	Commercial	Community	Standard	Commercial		
	Flat Rate	Flat Rate	Flat Rate	Flat Rate	Flat Rate	Flat Rate	Flat Rate	Flat Rate	Flat Rate	Flat Rate	Flat Rate	Flat Rate		
Whole venue														
Hourly	\$25.00	\$62.00	\$110.00	\$25.50	\$63.50	\$113.00	\$0.50	\$1.50	\$3.00	2.0%	2.4%	2.7%	To align with CPI, plus rounding to nearest unit	
Half day (6 hours)	\$112.00	\$279.00	\$455.00	\$115.00	\$286.00	\$466.00	\$3.00	\$7.00	\$11.00	2.7%	2.5%	2.4%	To align with CPI, plus rounding to nearest unit	
Full day (12 hours)	\$191.00	\$496.00	\$785.00	\$196.00	\$507.00	\$803.00	\$5.00	\$11.00	\$18.00	2.6%	2.2%	2.3%	To align with CPI, plus rounding to nearest unit	
Meeting Room														
Hourly	\$12.50	NA	\$50.00	\$13.00	\$35.00	\$52.00	\$0.50		\$2.00	4.0%	0.0%	4.0%	To align with CPI, plus rounding to nearest unit	
Half day (6 hours)	\$56.00	NA	\$217.00	\$57.50	\$153.00	\$222.00	\$1.50		\$5.00	2.7%	0.0%	2.3%	To align with CPI, plus rounding to nearest unit	
Full day (12 hours)	\$93.00	NA	\$372.00	\$95.50	\$250.00	\$381.00	\$2.50		\$9.00	2.7%	0.0%	2.4%	To align with CPI, plus rounding to nearest unit	
Queenstown Artificial Turf Pricing	01-Jul-24			01-Jul-25			Change			Change (%)			Price Increase Methodology	
	Community	Standard	Commercial	Community	Standard	Commercial	Community	Standard	Commercial	Community	Standard	Commercial		
Full Turf (without lights)														
Hourly	\$62.00	\$93.00	\$186.00	\$63.50	\$95.50	\$191.00	\$1.50	\$2.50	\$5.00	2.4%	2.7%	2.7%	To align with CPI, plus rounding to nearest unit	
Half day (6 hours)	\$335.00	\$521.00	\$1041.00	\$343.00	\$533.00	\$1064.00	\$8.00	\$12.00	\$23.00	2.4%	2.3%	2.2%	To align with CPI, plus rounding to nearest unit	
Full day (12 hours)	\$446.00	\$694.00	\$1388.00	\$456.00	\$710.00	\$1419.00	\$10.00	\$16.00	\$31.00	2.2%	2.3%	2.2%	To align with CPI, plus rounding to nearest unit	
Artificial x 1 court														
Hourly	\$44.00	\$81.00	\$161.00	\$45.00	\$83.00	\$165.00	\$1.00	\$2.00	\$4.00	2.3%	2.5%	2.5%	To align with CPI, plus rounding to nearest unit	
Half day (6 hours)	\$239.00	\$443.00	\$1388.00	\$245.00	\$453.00	\$1419.00	\$6.00	\$10.00	\$31.00	2.5%	2.3%	2.2%	To align with CPI, plus rounding to nearest unit	
Full day (12 hours)	\$318.00	\$591.00	\$1181.00	\$325.00	\$605.00	\$1207.00	\$7.00	\$14.00	\$26.00	2.2%	2.4%	2.2%	To align with CPI, plus rounding to nearest unit	
Full Turf (with lights)														
Hourly	\$81.00	\$134.00	\$246.00	\$83.00	\$137.00	\$252.00	\$2.00	\$3.00	\$6.00	2.5%	2.2%	2.4%	To align with CPI, plus rounding to nearest unit	
Half day (6 hours)	\$384.00	\$694.00	\$1388.00	\$393.00	\$710.00	\$1419.00	\$9.00	\$16.00	\$31.00	2.3%	2.3%	2.2%	To align with CPI, plus rounding to nearest unit	
Full day (12 hours)	\$512.00	\$925.00	\$1850.00	\$524.00	\$946.00	\$1891.00	\$12.00	\$21.00	\$41.00	2.3%	2.3%	2.2%	To align with CPI, plus rounding to nearest unit	
Artificial x 1 court (with lights)														
Hourly	\$62.00	\$114.00	\$228.00	\$63.50	\$117.00	\$234.00	\$1.50	\$3.00	\$6.00	2.4%	2.6%	2.6%	To align with CPI, plus rounding to nearest unit	
Half day (6 hours)	\$335.00	\$644.00	\$1288.00	\$343.00	\$659.00	\$1317.00	\$8.00	\$15.00	\$29.00	2.4%	2.3%	2.3%	To align with CPI, plus rounding to nearest unit	
Full day (12 hours)	\$446.00	\$859.00	\$1718.00	\$456.00	\$878.00	\$1756.00	\$10.00	\$19.00	\$38.00	2.2%	2.2%	2.2%	To align with CPI, plus rounding to nearest unit	
Futsal														
Hourly	\$35.00	\$56.00	\$112.00	\$36.00	\$57.50	\$115.00	\$1.00	\$1.50	\$3.00	2.9%	2.7%	2.7%	To align with CPI, plus rounding to nearest unit	
Half day (6 hours)	\$189.00	\$369.00	\$626.00	\$194.00	\$378.00	\$640.00	\$5.00	\$9.00	\$14.00	2.6%	2.4%	2.2%	To align with CPI, plus rounding to nearest unit	
Full day (12 hours)	\$252.00	\$417.00	\$834.00	\$258.00	\$427.00	\$853.00	\$6.00	\$10.00	\$19.00	2.4%	2.4%	2.3%	To align with CPI, plus rounding to nearest unit	
Mini Training Turf														
Hourly	\$35.00	\$56.00	\$112.00	\$36.00	\$57.50	\$115.00	\$1.00	\$1.50	\$3.00	2.9%	2.7%	2.7%	To align with CPI, plus rounding to nearest unit	
Half day (6 hours)	\$189.00	\$369.00	\$626.00	\$194.00	\$378.00	\$640.00	\$5.00	\$9.00	\$14.00	2.6%	2.4%	2.2%	To align with CPI, plus rounding to nearest unit	
Full day (12 hours)	\$252.00	\$417.00	\$834.00	\$258.00	\$427.00	\$853.00	\$6.00	\$10.00	\$19.00	2.4%	2.4%	2.3%	To align with CPI, plus rounding to nearest unit	
Season Rate														
With Lights	\$3,000.00	NA	NA	\$3,066.00	NA	NA	\$66.00			2.2%	0.0%	0.0%	To align with CPI, plus rounding to nearest unit	
Without Lights	\$2,600.00	NA	NA	\$2,658.00	NA	NA	\$58.00			2.2%	0.0%	0.0%	To align with CPI, plus rounding to nearest unit	
Wānaka Artificial Turf Pricing	01-Jul-24			01-Jul-25			Change			Change (%)			Price Increase Methodology	
	Community	Standard	Commercial	Community	Standard	Commercial	Community	Standard	Commercial	Community	Standard	Commercial		
Full Turf (without lights)														
Hourly	\$47.00	\$70.00	\$230.00	\$48.00	\$72.00	\$236.00	\$1.00	\$2.00	\$6.00	2.1%	2.9%	2.6%	To align with CPI, plus rounding to nearest unit	
Half day (6 hours)	\$251.00	\$391.00	\$781.00	\$257.00	\$400.00	\$799.00	\$6.00	\$9.00	\$18.00	2.4%	2.3%	2.3%	To align with CPI, plus rounding to nearest unit	
Full day (12 hours)	\$335.00	\$521.00	\$1041.00	\$343.00	\$533.00	\$1064.00	\$8.00	\$12.00	\$23.00	2.4%	2.3%	2.2%	To align with CPI, plus rounding to nearest unit	
Artificial x 1 court														
Hourly	\$26.00	\$61.00	\$121.00	\$26.50	\$62.50	\$124.00	\$0.50	\$1.50	\$3.00	1.9%	2.5%	2.5%	To align with CPI, plus rounding to nearest unit	
Half day (6 hours)	\$179.00	\$333.00	\$665.00	\$183.00	\$341.00	\$680.00	\$4.00	\$8.00	\$15.00	2.2%	2.4%	2.3%	To align with CPI, plus rounding to nearest unit	
Full day (12 hours)	\$239.00	\$443.00	\$886.00	\$245.00	\$453.00	\$906.00	\$6.00	\$10.00	\$20.00	2.5%	2.3%	2.3%	To align with CPI, plus rounding to nearest unit	
Full Turf (with lights)														
Hourly	\$54.00	\$100.00	\$185.00	\$55.50	\$102.50	\$190.00	\$1.50	\$2.50	\$5.00	2.8%	2.5%	2.7%	To align with CPI, plus rounding to nearest unit	
Half day (6 hours)	\$291.00	\$521.00	\$1041.00	\$298.00	\$533.00	\$1064.00	\$7.00	\$12.00	\$23.00	2.4%	2.3%	2.2%	To align with CPI, plus rounding to nearest unit	
Full day (12 hours)	\$384.00	\$694.00	\$1388.00	\$393.00	\$710.00	\$1419.00	\$9.00	\$16.00	\$31.00	2.3%	2.3%	2.2%	To align with CPI, plus rounding to nearest unit	
Artificial x 1 court (with lights)														
Hourly	\$47.00	\$86.00	\$171.00	\$48.00	\$88.00	\$175.00	\$1.00	\$2.00	\$4.00	2.1%	2.3%	2.3%	To align with CPI, plus rounding to nearest unit	
Half day (6 hours)	\$251.00	\$483.00	\$966.00	\$257.00	\$494.00	\$988.00	\$6.00	\$11.00	\$22.00	2.4%	2.3%	2.3%	To align with CPI, plus rounding to nearest unit	
Full day (12 hours)	\$335.00	\$644.00	\$1288.00	\$343.00	\$659.00	\$1317.00	\$8.00	\$15.00	\$29.00	2.4%	2.3%	2.3%	To align with CPI, plus rounding to nearest unit	
Season Rate														
With Lights	\$2,580.00	NA	NA	\$2,647.00	NA	NA	\$67.00			2.6%	0.0%	0.0%	To align with CPI, plus rounding to nearest unit	
Without Lights	\$2,168.00	NA	NA	\$2,224.00	NA	NA	\$56.00			2.6%	0.0%	0.0%	To align with CPI, plus rounding to nearest unit	

Paetara Aspiring Central Pricing	01-Jul-24			01-Jul-25			Change			Change (%)			Price Increase Methodology
	Community	Standard	Commercial	Community	Standard	Commercial	Community	Standard	Commercial	Community	Standard	Commercial	
	Flat Rate	Flat Rate	Flat Rate	Flat Rate	Flat Rate	Flat Rate	Flat Rate	Flat Rate	Flat Rate	Flat Rate	Flat Rate	Flat Rate	
Courts per hour for sport													
Full indoor court*	\$35.50	\$72.50	\$108.50	\$36.50	\$74.50	\$111.00	\$1.00	\$2.00	\$2.50	2.8%	2.8%	2.3%	To align with CPI, plus rounding to nearest unit
Badminton/ Pickleball / Table tennis	\$19.50	\$19.50	\$19.50	\$20.00	\$20.00	\$20.00	\$0.50	\$0.50	\$0.50		2.6%	2.6%	To align with CPI, plus rounding to nearest unit
Casual Court Play**	NA	\$5.00	NA		\$5.00				-	0.0%	0.0%	0.0%	Decision not to increase pricing this year
Freeplay – youth U18 **	NA	\$0.00	NA						-	0.0%	0.0%	0.0%	Decision not to increase pricing this year
* including Volleyball, Basketball, Netball													
** includes equipment. Excludes Volleyball as this requires a booking to accommodate set up requirements.													
Studio 170sqm (sprung wood floor + mirrors + TV)													
Hourly	\$34.00	\$86.00	\$121.00	\$35.00	\$88.00	\$124.00	\$1.00	\$2.00	\$3.00	2.9%	2.3%	2.5%	To align with CPI, plus rounding to nearest unit
Half day (1/2 day)	by negotiation												
Full day (12 hours)	by negotiation												
Meeting Room 22sqm (no kitchenette) VC equipment													
Hourly	\$10.50	\$27.00	\$37.00	\$11.00	\$27.50	\$38.00	\$0.50	\$0.50	\$1.00	4.8%	1.9%	2.7%	To align with CPI, plus rounding to nearest unit
Half day (1/2 day)	\$46.00	\$121.00	\$158.00	\$47.00	\$124.00	\$162.00	\$1.00	\$3.00	\$4.00	2.2%	2.5%	2.5%	To align with CPI, plus rounding to nearest unit
Full day (12 hours)	\$75.00	\$191.00	\$258.00	\$77.00	\$196.00	\$264.00	\$2.00	\$5.00	\$6.00	2.7%	2.6%	2.3%	To align with CPI, plus rounding to nearest unit
Multi Use Space 130sqm (open space can be used for exhibitions, displays, small-scale events)													
Week (7 days)	\$258.00	\$516.00	\$826.00	\$264.00	\$528.00	\$845.00	\$6.00	\$12.00	\$19.00	2.3%	2.3%	2.3%	To align with CPI, plus rounding to nearest unit
Full Day (12 hours)	\$42.00	\$83.00	\$124.00	\$43.00	\$85.00	\$127.00	\$1.00	\$2.00	\$3.00	2.4%	2.4%	2.4%	To align with CPI, plus rounding to nearest unit
Staff Room (incl. kitchenette & large TV)													
Hourly	\$21.00	\$54.00	\$73.00	\$21.50	\$55.50	\$75.00	\$0.50	\$1.50	\$2.00	2.4%	2.8%	2.7%	To align with CPI, plus rounding to nearest unit
Half day (6 hours)	\$91.00	\$242.00	\$315.00	\$93.50	\$248.00	\$322.00	\$2.50	\$6.00	\$7.00	2.7%	2.5%	2.2%	To align with CPI, plus rounding to nearest unit
Full day (12 hours)	\$149.00	\$382.00	\$516.00	\$153.00	\$391.00	\$528.00	\$4.00	\$9.00	\$12.00	2.7%	2.4%	2.3%	To align with CPI, plus rounding to nearest unit
Outdoor Areas													
Hourly	\$10.50	\$21.00	\$31.00	\$11.00	\$22.00	\$32.00	\$0.50	\$1.00	\$1.00	4.8%	4.8%	3.2%	To align with CPI, plus rounding to nearest unit
Sports Fields													
Sports Fields - casual rate	Community	Standard	Commercial	Community	Standard	Commercial	Community	Standard	Commercial	Community	Standard	Commercial	Price Increase Methodology
Game hourly	\$29.00	\$58.00	\$117.00	\$30.00	\$60.00	\$120.00	\$1.00	\$2.00	\$3.00	3.4%	3.4%	2.6%	To align with CPI, plus rounding to nearest unit
Game half day (6 hours)	\$129.00	\$255.00	\$512.00	\$132.00	\$261.00	\$524.00	\$3.00	\$6.00	\$12.00	2.3%	2.4%	2.3%	To align with CPI, plus rounding to nearest unit
Game full day	\$211.00	\$417.00	\$838.00	\$216.00	\$427.00	\$857.00	\$5.00	\$10.00	\$19.00	2.4%	2.4%	2.3%	To align with CPI, plus rounding to nearest unit
Game hourly – lights	\$35.00	\$72.00	\$143.00	\$36.00	\$74.00	\$147.00	\$1.00	\$2.00	\$4.00	2.9%	2.8%	2.8%	To align with CPI, plus rounding to nearest unit
Game lights – half day (6 hours)	\$157.00	\$313.00	\$626.00	\$161.00	\$320.00	\$640.00	\$4.00	\$7.00	\$14.00	2.5%	2.2%	2.2%	To align with CPI, plus rounding to nearest unit
Game lights – full day	\$256.00	\$512.00	\$1,024.00	\$262.00	\$524.00	\$1,047.00	\$6.00	\$12.00	\$23.00	2.3%	2.3%	2.2%	To align with CPI, plus rounding to nearest unit
John Davies Oval hourly	\$73.00	\$122.00	POA	\$75.00	\$125.00	POA	\$2.00	\$3.00	POA	2.7%	2.5%	N/A	To align with CPI, plus rounding to nearest unit
John Davies – half day (6 hours)	\$321.00	\$538.00	POA	\$329.00	\$550.00	POA	\$8.00	\$12.00	POA	2.5%	2.2%	N/A	To align with CPI, plus rounding to nearest unit
John Davies Oval – full day	\$525.00	\$880.00	POA	\$537.00	\$900.00	POA	\$12.00	\$20.00	POA	2.3%	2.3%	N/A	To align with CPI, plus rounding to nearest unit
Cricket Field													
Game hourly - turf	\$35.00	\$72.00	\$143.00	\$36.00	\$74.00	\$147.00	\$1.00	\$2.00	\$4.00	2.9%	2.8%	2.8%	To align with CPI, plus rounding to nearest unit
Turf – half day	\$157.00	\$313.00	\$626.00	\$161.00	\$320.00	\$640.00	\$4.00	\$7.00	\$14.00	2.5%	2.2%	2.2%	To align with CPI, plus rounding to nearest unit
Turf – full day	\$256.00	\$512.00	\$1,024.00	\$262.00	\$524.00	\$1,047.00	\$6.00	\$12.00	\$23.00	2.3%	2.3%	2.2%	To align with CPI, plus rounding to nearest unit
Game hourly - artificial	\$29.00	\$58.00	\$117.00	\$30.00	\$60.00	\$120.00	\$1.00	\$2.00	\$3.00	3.4%	3.4%	2.6%	To align with CPI, plus rounding to nearest unit
Artificial – half day	\$129.00	\$255.00	\$512.00	\$132.00	\$261.00	\$524.00	\$3.00	\$6.00	\$12.00	2.3%	2.4%	2.3%	To align with CPI, plus rounding to nearest unit
Artificial – full day	\$211.00	\$417.00	\$838.00	\$216.00	\$427.00	\$857.00	\$5.00	\$10.00	\$19.00	2.4%	2.4%	2.3%	To align with CPI, plus rounding to nearest unit

Season Rates - Sports ***	2024 season rate	01-Jul-25	Change	Change %	Comments	Price Increase Methodology
Rugby/Football Field	\$1550.00	\$1590.00	\$40.00	2.6%	per field per season	To align with CPI, plus rounding to nearest unit
Rugby/Football Field under lights	\$2170.00	\$2225.00	\$55.00	2.5%	per field per season	To align with CPI, plus rounding to nearest unit
Cricket - Grass wicket	\$2170.00	\$2225.00	\$55.00	2.5%	per field per season	To align with CPI, plus rounding to nearest unit
Cricket - Artificial Wicket	\$930.00	\$955.00	\$25.00	2.7%	per season	To align with CPI, plus rounding to nearest unit
Frankton Artificial turf	\$770.00	\$790.00	\$20.00	2.6%	per season	To align with CPI, plus rounding to nearest unit
Artificial turf (3 courts)	\$2170.00	\$2225.00	\$55.00	2.5%	one day per week, full	To align with CPI, plus rounding to nearest unit
Artificial turf (3 courts under lights)	\$2580.00	\$2645.00	\$65.00	2.5%	one day per week, full	To align with CPI, plus rounding to nearest unit
Netball indoor courts x2 per day, per season (includes use of outdoor courts at Queenston	\$3570.00	\$3660.00	\$90.00	2.5%	one day per week, full	To align with CPI, plus rounding to nearest unit
Basketball courts indoor x2 per day per season	\$3570.00	\$3660.00	\$90.00	2.5%	one day per week, full	To align with CPI, plus rounding to nearest unit
Badminton Courts (4 courts)	\$3100.00	\$3180.00	\$80.00	2.6%	one day per week, full	To align with CPI, plus rounding to nearest unit
Volleyball Courts (3 courts)	\$3570.00	\$3660.00	\$90.00	2.5%	one day per week, full	To align with CPI, plus rounding to nearest unit
Athletics track	\$770.00	\$790.00	\$20.00	2.6%	per field, per day, per season	To align with CPI, plus rounding to nearest unit
Touch Field	\$620.00	\$635.00	\$15.00	2.4%	per field, per season	To align with CPI, plus rounding to nearest unit

*** Clubs comprising of only junior club members receive a 50% discount on the season rate

<200 hours used receive 50% discount off full season rate

201-499 hours used receive 25% discount off full season rate

500 or more is full season rate

RESERVES, TRACKS AND TRAIL PERMITS	01-Jul-24			01-Jul-25			Change			Change (%)			Price Increase Methodology	
PREMIUM	Community	Standard	Commercial	Community	Standard	Commercial	Community	Standard	Commercial	Community	Standard	Commercial		
McBride Park	\$27.00	\$91.00	\$136.00	\$27.70	\$93.50	\$140.00	\$0.70	\$2.50	\$4.00	2.6%	2.7%	2.9%	To align with CPI, plus rounding to nearest unit	
Dinosaur Park	\$27.00	\$91.00	\$136.00	\$27.70	\$93.50	\$140.00	\$0.70	\$2.50	\$4.00	2.6%	2.7%	2.9%	To align with CPI, plus rounding to nearest unit	
Pembroke Park	\$27.00	\$91.00	\$136.00	\$27.70	\$93.50	\$140.00	\$0.70	\$2.50	\$4.00	2.6%	2.7%	2.9%	To align with CPI, plus rounding to nearest unit	
Lake Hayes Showgrounds	\$27.00	\$91.00	\$136.00	\$27.70	\$93.50	\$140.00	\$0.70	\$2.50	\$4.00	2.6%	2.7%	2.9%	To align with CPI, plus rounding to nearest unit	
Earnslaw Park	\$27.00	\$91.00	\$136.00	\$27.70	\$93.50	\$140.00	\$0.70	\$2.50	\$4.00	2.6%	2.7%	2.9%	To align with CPI, plus rounding to nearest unit	
Queenstown Gardens	\$27.00	\$91.00	\$136.00	\$27.70	\$93.50	\$140.00	\$0.70	\$2.50	\$4.00	2.6%	2.7%	2.9%	To align with CPI, plus rounding to nearest unit	
Marine Parade	\$27.00	\$91.00	\$136.00	\$27.70	\$93.50	\$140.00	\$0.70	\$2.50	\$4.00	2.6%	2.7%	2.9%	To align with CPI, plus rounding to nearest unit	
Village Green	\$27.00	\$91.00	\$136.00	\$27.70	\$93.50	\$140.00	\$0.70	\$2.50	\$4.00	2.6%	2.7%	2.9%	To align with CPI, plus rounding to nearest unit	
Queenstown Recreation Ground	\$27.00	\$91.00	\$136.00	\$27.70	\$93.50	\$140.00	\$0.70	\$2.50	\$4.00	2.6%	2.7%	2.9%	To align with CPI, plus rounding to nearest unit	
Wanaka Lakefront	\$27.00	\$91.00	\$136.00	\$27.70	\$93.50	\$140.00	\$0.70	\$2.50	\$4.00	2.6%	2.7%	2.9%	To align with CPI, plus rounding to nearest unit	
Wanaka Station Park	\$27.00	\$91.00	\$136.00	\$27.70	\$93.50	\$140.00	\$0.70	\$2.50	\$4.00	2.6%	2.7%	2.9%	To align with CPI, plus rounding to nearest unit	
Jack's Point Oval	\$27.00	\$91.00	\$136.00	\$27.70	\$93.50	\$140.00	\$0.70	\$2.50	\$4.00	2.6%	2.7%	2.9%	To align with CPI, plus rounding to nearest unit	
Half day (6 hours)	\$120.00	\$398.00	\$597.00	\$123.00	\$408.00	\$612.00	\$3.00	\$10.00	\$15.00	2.5%	2.5%	2.5%	To align with CPI, plus rounding to nearest unit	
Full day (12 hours)	\$196.00	\$651.00	\$976.00	\$201.00	\$668.00	\$999.00	\$5.00	\$17.00	\$23.00	2.6%	2.6%	2.4%	To align with CPI, plus rounding to nearest unit	
GOLD														
Shooter Recreation Reserve	\$19.50	\$66.00	\$98.00	\$20.00	\$67.50	\$101.00	\$0.50	\$1.50	\$3.00	2.6%	2.3%	3.1%	To align with CPI, plus rounding to nearest unit	
Brian Smith Park	\$19.50	\$66.00	\$98.00	\$20.00	\$67.50	\$101.00	\$0.50	\$1.50	\$3.00	2.6%	2.3%	3.1%	To align with CPI, plus rounding to nearest unit	
One Mile Reserve	\$19.50	\$66.00	\$98.00	\$20.00	\$67.50	\$101.00	\$0.50	\$1.50	\$3.00	2.6%	2.3%	3.1%	To align with CPI, plus rounding to nearest unit	
Queenstown Hill Reserve	\$19.50	\$66.00	\$98.00	\$20.00	\$67.50	\$101.00	\$0.50	\$1.50	\$3.00	2.6%	2.3%	3.1%	To align with CPI, plus rounding to nearest unit	
Ben Lomond Reserve	\$19.50	\$66.00	\$98.00	\$20.00	\$67.50	\$101.00	\$0.50	\$1.50	\$3.00	2.6%	2.3%	3.1%	To align with CPI, plus rounding to nearest unit	
Buckingham Green	\$19.50	\$66.00	\$98.00	\$20.00	\$67.50	\$101.00	\$0.50	\$1.50	\$3.00	2.6%	2.3%	3.1%	To align with CPI, plus rounding to nearest unit	
Jack Reid Park	\$19.50	\$66.00	\$98.00	\$20.00	\$67.50	\$101.00	\$0.50	\$1.50	\$3.00	2.6%	2.3%	3.1%	To align with CPI, plus rounding to nearest unit	
Millbrook Corner	\$19.50	\$66.00	\$98.00	\$20.00	\$67.50	\$101.00	\$0.50	\$1.50	\$3.00	2.6%	2.3%	3.1%	To align with CPI, plus rounding to nearest unit	
Lake Hayes Reserve	\$19.50	\$66.00	\$98.00	\$20.00	\$67.50	\$101.00	\$0.50	\$1.50	\$3.00	2.6%	2.3%	3.1%	To align with CPI, plus rounding to nearest unit	
Arrowtown Library Green	\$19.50	\$66.00	\$98.00	\$20.00	\$67.50	\$101.00	\$0.50	\$1.50	\$3.00	2.6%	2.3%	3.1%	To align with CPI, plus rounding to nearest unit	
Wanaka Recreation Reserve	\$19.50	\$66.00	\$98.00	\$20.00	\$67.50	\$101.00	\$0.50	\$1.50	\$3.00	2.6%	2.3%	3.1%	To align with CPI, plus rounding to nearest unit	
Kelly's Flat	\$19.50	\$66.00	\$98.00	\$20.00	\$67.50	\$101.00	\$0.50	\$1.50	\$3.00	2.6%	2.3%	3.1%	To align with CPI, plus rounding to nearest unit	
Half day (6 hours)	\$86.00	\$284.00	\$427.00	\$88.00	\$291.00	\$437.00	\$2.00	\$7.00	\$10.00	2.3%	2.5%	2.3%	To align with CPI, plus rounding to nearest unit	
Full day (12 hours)	\$140.00	\$465.00	\$697.00	\$143.50	\$477.00	\$713.00	\$3.50	\$12.00	\$16.00	2.5%	2.6%	2.3%	To align with CPI, plus rounding to nearest unit	
SILVER														
Butlers Green	\$16.50	\$42.00	\$62.00	\$17.00	\$43.00	\$64.00	\$0.50	\$1.00	\$2.00	3.0%	2.4%	3.2%	To align with CPI, plus rounding to nearest unit	
Wilcox Green	\$16.50	\$42.00	\$62.00	\$17.00	\$43.00	\$64.00	\$0.50	\$1.00	\$2.00	3.0%	2.4%	3.2%	To align with CPI, plus rounding to nearest unit	
Allenby Park	\$16.50	\$42.00	\$62.00	\$17.00	\$43.00	\$64.00	\$0.50	\$1.00	\$2.00	3.0%	2.4%	3.2%	To align with CPI, plus rounding to nearest unit	
St Omer Park	\$16.50	\$42.00	\$62.00	\$17.00	\$43.00	\$64.00	\$0.50	\$1.00	\$2.00	3.0%	2.4%	3.2%	To align with CPI, plus rounding to nearest unit	
Peter Fraser Park	\$16.50	\$42.00	\$62.00	\$17.00	\$43.00	\$64.00	\$0.50	\$1.00	\$2.00	3.0%	2.4%	3.2%	To align with CPI, plus rounding to nearest unit	
Lake Hayes North Reserve	\$16.50	\$42.00	\$62.00	\$17.00	\$43.00	\$64.00	\$0.50	\$1.00	\$2.00	3.0%	2.4%	3.2%	To align with CPI, plus rounding to nearest unit	
Lakeview Terrace Esplanade Reserve	\$16.50	\$42.00	\$62.00	\$17.00	\$43.00	\$64.00	\$0.50	\$1.00	\$2.00	3.0%	2.4%	3.2%	To align with CPI, plus rounding to nearest unit	
Hawea Domain	\$16.50	\$42.00	\$62.00	\$17.00	\$43.00	\$64.00	\$0.50	\$1.00	\$2.00	3.0%	2.4%	3.2%	To align with CPI, plus rounding to nearest unit	
Lismore Park	\$16.50	\$42.00	\$62.00	\$17.00	\$43.00	\$64.00	\$0.50	\$1.00	\$2.00	3.0%	2.4%	3.2%	To align with CPI, plus rounding to nearest unit	
Eely Point Reserve	\$16.50	\$42.00	\$62.00	\$17.00	\$43.00	\$64.00	\$0.50	\$1.00	\$2.00	3.0%	2.4%	3.2%	To align with CPI, plus rounding to nearest unit	
Waterfall Creek	\$16.50	\$42.00	\$62.00	\$17.00	\$43.00	\$64.00	\$0.50	\$1.00	\$2.00	3.0%	2.4%	3.2%	To align with CPI, plus rounding to nearest unit	
Rotary Park - Glendu Bay	\$16.50	\$42.00	\$62.00	\$17.00	\$43.00	\$64.00	\$0.50	\$1.00	\$2.00	3.0%	2.4%	3.2%	To align with CPI, plus rounding to nearest unit	
Hopkins Street Reserve	\$16.50	\$42.00	\$62.00	\$17.00	\$43.00	\$64.00	\$0.50	\$1.00	\$2.00	3.0%	2.4%	3.2%	To align with CPI, plus rounding to nearest unit	
Gibston Reserve	\$16.50	\$42.00	\$62.00	\$17.00	\$43.00	\$64.00	\$0.50	\$1.00	\$2.00	3.0%	2.4%	3.2%	To align with CPI, plus rounding to nearest unit	
Frankton Domain	\$16.50	\$42.00	\$62.00	\$17.00	\$43.00	\$64.00	\$0.50	\$1.00	\$2.00	3.0%	2.4%	3.2%	To align with CPI, plus rounding to nearest unit	
Johnstone Common	\$16.50	\$42.00	\$62.00	\$17.00	\$43.00	\$64.00	\$0.50	\$1.00	\$2.00	3.0%	2.4%	3.2%	To align with CPI, plus rounding to nearest unit	
Whitechapel Reserve	\$16.50	\$42.00	\$62.00	\$17.00	\$43.00	\$64.00	\$0.50	\$1.00	\$2.00	3.0%	2.4%	3.2%	To align with CPI, plus rounding to nearest unit	
Hansen Reserve	\$16.50	\$42.00	\$62.00	\$17.00	\$43.00	\$64.00	\$0.50	\$1.00	\$2.00	3.0%	2.4%	3.2%	To align with CPI, plus rounding to nearest unit	
Kelvin Grove	\$16.50	\$42.00	\$62.00	\$17.00	\$43.00	\$64.00	\$0.50	\$1.00	\$2.00	3.0%	2.4%	3.2%	To align with CPI, plus rounding to nearest unit	
Kelvin Peninsula Rec Reserve	\$16.50	\$42.00	\$62.00	\$17.00	\$43.00	\$64.00	\$0.50	\$1.00	\$2.00	3.0%	2.4%	3.2%	To align with CPI, plus rounding to nearest unit	
Matakauri Park	\$16.50	\$42.00	\$62.00	\$17.00	\$43.00	\$64.00	\$0.50	\$1.00	\$2.00	3.0%	2.4%	3.2%	To align with CPI, plus rounding to nearest unit	
Albert Town Lagoon	\$16.50	\$42.00	\$62.00	\$17.00	\$43.00	\$64.00	\$0.50	\$1.00	\$2.00	3.0%	2.4%	3.2%	To align with CPI, plus rounding to nearest unit	
McMurdo Park	\$16.50	\$42.00	\$62.00	\$17.00	\$43.00	\$64.00	\$0.50	\$1.00	\$2.00	3.0%	2.4%	3.2%	To align with CPI, plus rounding to nearest unit	
Sunshine Bay Reserve	\$16.50	\$42.00	\$62.00	\$17.00	\$43.00	\$64.00	\$0.50	\$1.00	\$2.00	3.0%	2.4%	3.2%	To align with CPI, plus rounding to nearest unit	
Queenstown Trails	\$16.50	\$42.00	\$62.00	\$17.00	\$43.00	\$64.00	\$0.50	\$1.00	\$2.00	3.0%	2.4%	3.2%	To align with CPI, plus rounding to nearest unit	
Arrowtown River Loop	\$16.50	\$42.00	\$62.00	\$17.00	\$43.00	\$64.00	\$0.50	\$1.00	\$2.00	3.0%	2.4%	3.2%	To align with CPI, plus rounding to nearest unit	
Upper Clutha Trails	\$16.50	\$42.00	\$62.00	\$17.00	\$43.00	\$64.00	\$0.50	\$1.00	\$2.00	3.0%	2.4%	3.2%	To align with CPI, plus rounding to nearest unit	
Half day (6 hours)	\$73.00	\$182.00	\$273.00	\$75.00	\$187.00	\$280.00	\$2.00	\$5.00	\$7.00	2.7%	2.7%	2.6%	To align with CPI, plus rounding to nearest unit	
Full day (12 hours)	\$119.00	\$298.00	\$446.00	\$122.00	\$305.00	\$456.00	\$3.00	\$7.00	\$10.00	2.5%	2.3%	2.2%	To align with CPI, plus rounding to nearest unit	

3. Library Fees & Charges

Libraries Fees & Charges	Category	Description	01-Jul-24	01-Jul-25	Change	Change (%)	Price Increase Methodology
Book Covering	v Small books		\$6.30	\$6.50	\$0.20	3.2%	To align with CPI, plus rounding to nearest unit
	v Large books		\$10.50	\$11.00	\$0.50	4.8%	To align with CPI, plus rounding to nearest unit
	v Extra Large books		\$15.70	\$16.00	\$0.30	1.9%	To align with CPI, plus rounding to nearest unit
	v Repair & Bulk Covering Charges by negotiation					0.0%	
Computer Use		Maintain Queue Management	Free up to 1 hour+			0.0%	
	Ancestry	Maintain Queue Management	Free up to 1 hour+			0.0%	
Damaged Item Charge			\$10.50	\$10.50	\$0.00	0.0%	
DVDs		Children's Educational				0.0%	
		Documentary				0.0%	
		All others	\$3.00	\$3.00	\$0.00	0.0%	
Holds	All borrower categories		\$0.00	0	0	0.0%	
Interloans	Other NZ Libraries		\$10.50	\$10.50	\$0.00	0.0%	
Lanyards	1000 Books Before School Product		\$6.00	\$5.00	(\$1.00)	-16.7%	Price reduced to encourage sales
Library Bags		F.O.W.L Bags	\$0.00	\$0.00	\$0.00	0.0%	
		B&W Wānaka Bags	\$0.00	\$0.00	\$0.00	0.0%	
		Kiki Bags	\$7.50	\$10.00	\$2.50	33.3%	Cost recovery - new eco friendly bags
		Library Bags - Eco	\$10.00	\$10.00	\$0.00	0.0%	
Library Card Replacement			\$5.00	\$5.50	\$0.50	10.0%	To align with CPI, plus rounding to nearest unit
Meeting Rooms	At Ftn & Qtn Libraries	Community & QLDC Staff Use Only	\$0.00	\$0.00	\$0.00	0.0%	
Overdue Items		Books, Audio Books, Mags	\$0.00	\$0.00	\$0.00	0.0%	
		DVDs	\$0.00	\$0.00	\$0.00	0.0%	
	Jnr items issued to Jnr cards	Fine Free 1 April 22 -	\$0.00	\$0.00	\$0.00	0.0%	
Photocopying & Printing	B&W	A4	\$0.30	\$0.30	\$0.00	0.0%	
		A3	\$0.60	\$0.60	\$0.00	0.0%	
	Colour	A4	\$1.60	\$1.60	\$0.00	0.0%	
		A3	\$3.20	\$3.20	\$0.00	0.0%	
	Local School Students	A4 B&W, Colour		1st 5 pages free		0.0%	
		A3 B&W, Colour		1st 3 pages free		0.0%	
	Registered Charities	A4 B&W, Colour		1st 5 pages free		0.0%	
		A3 B&W, Colour		1st 3 pages free		0.0%	
Scanning			\$2.00	\$2.00	\$0.00	0.0%	
Scanning to Portable Storage Device			\$2.00	\$2.00	\$0.00	0.0%	
School Holiday Programmes	Children & Youth	5-11 years	\$0.00	\$0.00	\$0.00	0.0%	
USB Flash Drive		32 GB	\$9.50	\$9.50	\$0.00	0.0%	
Wifi		Maintain Queue Management		Free		0.0%	

4. Transfer Station Fees and Charges

Unit of measure	From *	To *	Change (\$)	Change(%)	Price Increase Methodology
Cost to dispose of rubbish at the Transfer Station					
Single refuse bags	\$9.00	\$9.50	\$0.50	5.6%	To align with CPI, plus rounding to nearest unit
Per Tonne	\$440.00	\$450.00	\$10.00	2.3%	CPI (Makes up 90%+ of the waste Disposal)
Green waste/mulch small load	\$8.00	\$8.00	\$0.00	0.0%	No change to stop Waste Diversion
Green waste/ mulch trailers/vans/utes (under 200kg)	\$15.00	\$15.00	\$0.00	0.0%	No change to stop Waste Diversion
Per Tonne of green waste	\$75.00	\$75.00	\$0.00	0.0%	No change to stop Waste Diversion
Hazardous Waste - up to 20kg or 20 litres, per kg up to a max 100kg or 100 litres	\$10.00	\$10.00	\$0.00	0.0%	No change to stop Waste Diversion
Tyres - per standard car (limit of 5 per person)	No Charge	No Charge			
Tyres - per stad truck tyre (limit of 5 per person)	No Charge	No Charge			
Car tyre de-rimming (each)	\$8.50	\$9.00	\$0.50	5.9%	To align with CPI, plus rounding to nearest unit
Truck tyre de-rimming (each)	\$14.50	\$15.00	\$0.50	3.4%	To align with CPI, plus rounding to nearest unit
Cleanfill per tonne	\$110.00	\$115.00	\$5.00	4.5%	To align with CPI, plus rounding to nearest unit
Scrap metal per tonne	No Charge	No Charge			
E-Waste - up to 5kg, per kg	\$4.00	\$4.00	\$0.00	0.0%	No change to stop Waste Diversion
E-Waste - single items greater than 5kg, per kg up to a max 50kg	\$1.50	\$1.50	\$0.00	0.0%	No change to stop Waste Diversion
Whiteware degassing per item	\$16.50	\$17.00	\$0.50	3.0%	To align with CPI, plus rounding to nearest unit
Gas bottles per item (greater than 2.5kg)	\$6.50	\$7.00	\$0.50	7.7%	To align with CPI, plus rounding to nearest unit
Childs car seat per item	\$15.00	\$15.00	\$0.00	0.0%	No change to stop Waste Diversion
Household and car batteries (incl. lithium batteries and vape pods)	No Charge	No Charge			

These charges are inclusive of GST

Unit of measure	From *	To *	Change (\$)	Change(%)	Price Increase Methodology
Cost to dispose of permitted waste at the Landfill					
At the gate charge per tonne	\$124.50	TBD			Set by Scope Resources
Waste disposal levy	\$60.00	\$65.00	\$5.00	8.3%	MFE Waste Disposal Levy
Set by Mfe					
Employers levy	\$52.94	\$52.94	\$0.00	0.0%	
ETS obligation levy	\$74.20	\$74.20	\$0.00	0.0%	

All other landfill charges are set by Scope Resources after the Certificate of Cost Auditor is released

These charges are exclusive of GST

5. Parking Fees

AREA	From *	To *	Change (\$)	Change (%)	Price Increase Methodology
Athol Street	\$6.20	\$ 6.50	\$ 0.30	5%	Setting parking rate to maintain 80%+ occupancy, efficient parking pricing can provide numerous benefits including increased turnover and therefore improved user convenience and reduced traffic problems.
Ballarat Street & Carparks	\$3.10	\$ 6.50	\$ 3.40	110%	
Boundary St Carpark	\$2.10	\$ 3.50	\$ 1.40	67%	
Brecon Street	\$6.20	\$ 6.50	\$ 0.30	5%	
Camp Street	\$6.20	\$ 6.50	\$ 0.30	5%	
Coronation Drive	\$2.10	\$ 3.50	\$ 1.40	67%	
Earl Street	\$6.20	\$ 6.50	\$ 0.30	5%	
Lakeview Carpark	\$2.10	\$ 2.50	\$ 0.40	19%	
Marine Parade	\$6.20	\$ 6.50	\$ 0.30	5%	
Memorial Street	\$3.10	\$ 3.50	\$ 0.40	13%	
Park Street	\$2.10	\$ 3.50	\$ 1.40	67%	
Recreational Ground Carpark	\$3.10	\$ 3.50	\$ 0.40	13%	
Stanley Street	\$6.20	\$ 6.50	\$ 0.30	5%	

Hourly Rates

6. Mooring Fees

TYPE	From *	To *	Change (\$)	Change (%)	Price Increase Methodology
Jetty Permits	\$500.00	\$ 515.00	\$ 15.00	3%	Pricing increasing to align with CPI, plus rounding
Private Mooring	\$500.00	\$ 515.00	\$ 15.00	3%	
Commercial Mooring	\$500.00	\$ 515.00	\$ 15.00	3%	
Boat Shed Permit	\$250 - \$500	\$ 515.00			
Boat Ramp fees (each use)	\$5.00	\$ 5.00	\$ -	0%	Voluntary upkeep fee
Boat Ramp fees (Annual)	\$50.00	\$ 50.00	\$ -	0%	

7. Wānaka Airport Landing Fees

	From *	To *	Change (\$)	Change (%)	Price Increase Methodology
0-1500kg	\$13.00	\$ 16.00	\$ 3.00	23%	Pricing changes to better align with comparative airports
1501-2500kg	\$19.00	\$ 22.00	\$ 3.00	16%	
2501-3000kg	\$31.00	\$ 35.00	\$ 4.00	13%	
3001-4000kg	\$43.00	\$ 55.00	\$ 12.00	28%	
4001-5000kg	\$55.00	\$ 70.00	\$ 15.00	27%	
5001-8000kg	\$112.00	\$ 135.00	\$ 23.00	21%	
8001-12000kg	\$146.00	\$ 180.00	\$ 34.00	23%	
12001-18000kg	\$204.00	\$ 260.00	\$ 56.00	27%	
18001-20000kg	\$272.00	\$ 330.00	\$ 58.00	21%	
20001-25000kg	\$362.00	\$ 420.00	\$ 58.00	16%	

Aircraft Parking

	From *	To *	Change (\$)	Change (%)	Price Increase Methodology
Grass Apron*					
0-1500kg	\$ -	\$ 10.00	\$ 10.00		New
Asphalt Apron					
0-1500kg	\$ 10.00	\$ 20.00	\$ 10.00	100%	Input provided by a specialist aviation consultant firm on the suggested fee structure. They have provided a cross section from comparable airports due to their proximity, similar size and number of air movements. They have assessed that Wanaka Airport sits below the comparative airports and have recommended increases above CPI this year.
1501-2500kg	\$ 15.00	\$ 25.00	\$ 10.00	67%	
2501-3000kg	\$ 25.00	\$ 35.00	\$ 10.00	40%	
3001-4000kg	\$ 35.00	\$ 50.00	\$ 15.00	43%	
4001-5000kg	\$ 45.00	\$ 60.00	\$ 15.00	33%	
5001-8000kg	\$ 95.00	\$ 110.00	\$ 15.00	16%	
8001-12000kg	\$ 125.00	\$ 145.00	\$ 20.00	16%	
12001-18000kg	\$ 175.00	\$ 200.00	\$ 25.00	14%	
18001-20000kg	\$ 235.00	\$ 260.00	\$ 25.00	11%	
20001-25000kg	\$ 315.00	\$ 350.00	\$ 35.00	11%	

*24 hours (first hour free)

8. Planning and Development Fees & Charges

Planning & Development. Effective date: 01 July 2025									
Team	Role	Unit of Measure	From *	5% Increase	To *	Rounded to	Change	Change (%)	Price Increase Methodology
Resource Consents	Planning Officers	Hourly	\$194.25	\$ 9.71	\$203.96	\$204.00	\$ 9.71	5%	To align with increase in operating costs
Resource Consents	Planners	Hourly	\$220.50	\$ 11.03	\$231.53	\$232.00	\$ 11.03	5%	To align with increase in operating costs
Resource Consents	Senior Planners	Hourly	\$248.33	\$ 12.42	\$260.74	\$261.00	\$ 12.42	5%	To align with increase in operating costs
Resource Consents	Leadership	Hourly	\$248.33	\$ 12.42	\$260.74	\$261.00	\$ 12.42	5%	To align with increase in operating costs
Policy [new]	Planners	Hourly				\$232.00	[new]	[new]	
Policy [new]	Senior Planners	Hourly				\$261.00	[new]	[new]	
Policy [new]	Leadership and Principal Planner	Hourly				\$261.00	[new]	[new]	
Strategy & Policy [new]	Strategic Planner	Hourly				\$232.00	[new]	[new]	
Strategy & Policy [new]	Strategic Senior Planners	Hourly				\$261.00	[new]	[new]	
Strategy & Policy [new]	Leadership	Hourly				\$261.00	[new]	[new]	
Strategy & Policy [new]	Strategic Planner / Project Manager	Hourly				\$261.00	[new]	[new]	
Engineering	Land Development Engineer Cadet	Hourly	\$185.33	\$ 9.27	\$194.59	\$195.00	\$ 9.27	5%	To align with increase in operating costs
Engineering	Land Development Engineer	Hourly	\$244.65	\$ 12.23	\$256.88	\$257.00	\$ 12.23	5%	To align with increase in operating costs
Engineering [new]	Team Leaders	Hourly	\$244.65	\$ 15.90	\$260.55	\$261.00	\$ 15.90	7%	To align with increase in operating costs
Engineering	Subdivision Officer and Development Contributions Officer	Hourly	\$185.33	\$ 9.27	\$194.59	\$195.00	\$ 9.27	5.0%	To align with increase in operating costs
Engineering [new]	Road Corridor Officer/Engineer	Hourly				\$204.00	[new]	[new]	
Building Services	Processing	Hourly	\$220.50	\$ 11.03	\$231.53	\$232.00	\$ 11.03	5%	To align with increase in operating costs
Building Services	Building Inspections	Hourly	\$220.50	\$ 11.03	\$231.53	\$232.00	\$ 11.03	5%	To align with increase in operating costs
Building Services	Team Leaders	Hourly	\$220.50	\$ 11.03	\$231.53	\$232.00	\$ 11.03	5%	To align with increase in operating costs
Administration	Administration Support	Hourly	\$128.10	\$ 6.41	\$134.51	\$135.00	\$ 6.41	5%	To align with increase in operating costs
Administration	Senior Administration Support	Hourly	\$138.08	\$ 6.90	\$144.98	\$145.00	\$ 6.90	5%	To align with increase in operating costs

* Includes GST

Planning & Infrastructure, Parks, Monitoring & Enforcement. Effective date: 01 July 2025									
Department	Role	Unit of Measure	From *	5% Increase	To *	Rounded to	Change	Change (%)	Price Increase Methodology
Monitoring & Enforcement	Monitoring/Compliance Planner	Hourly	\$194.25	\$ 9.71	\$203.96	\$204.00	\$ 9.71	5%	To align with increase in operating costs
Monitoring & Enforcement	Senior Monitoring/Compliance Planner	Hourly	\$248.33	\$ 12.42	\$260.74	\$261.00	\$ 12.42	5%	To align with increase in operating costs
Monitoring & Enforcement	HarbourMaster	Hourly	\$194.25	\$ 9.71	\$203.96	\$204.00	\$ 9.71	5%	To align with increase in operating costs
Monitoring & Enforcement	Environmental Health	Hourly	\$145.00	\$ 7.25	\$152.25	\$152.00	\$ 7.25	5%	To align with increase in operating costs
Planning & Infrastructure	Senior Infrastructure Engineer	Hourly	\$244.65	\$ 12.23	\$256.88	\$257.00	\$ 12.23	5%	To align with increase in operating costs
Planning & Infrastructure	Infrastructure Engineer	Hourly	\$220.50	\$ 11.03	\$231.53	\$232.00	\$ 11.03	5%	To align with increase in operating costs
Planning & Infrastructure	Infrastructure Other	Hourly	\$185.33	\$ 9.27	\$194.59	\$195.00	\$ 9.27	5%	To align with increase in operating costs
Parks & Reserve Senior / Manager	Parks & Reserve Senior / Manager	Hourly	\$248.33	\$ 12.42	\$260.74	\$261.00	\$ 12.42	5%	To align with increase in operating costs
Parks & Reserves Planner / Officer	Parks & Reserves Planner / Officer	Hourly	\$194.25	\$ 9.71	\$203.96	\$204.00	\$ 9.71	5%	To align with increase in operating costs

* Includes GST

Building Services Fees

Building Services Fees. Effective date: 01 July 2025		
PROJECT INFORMATION MEMORANDUM (PIM) ONLY APPLICATION		
(Cost is later deducted from subsequent full Building Consent deposit)		
		Rate: *
Residential	\$	346.00
Commercial	\$	585.00

* Includes GST

Building consent – initial fee (non-refundable)			
** Estimated Value (incl GST)	Building Type	Rate:*	
		Without PIM	With PIM (PIM provided at discounted rate)
Any	Heating Appliances	\$ 473.00	\$ 473.00
< \$5000	Any	\$ 473.00	\$ 555.00
\$5001 - \$20 000	Any	\$ 1,093.00	\$ 1,146.00
\$20,001 - \$180,000	Unlined Accessory Building	\$ 1,753.00	\$ 1,800.00
\$20,001 - \$180,000	Any (except unlined accessory)	\$ 2,676.00	\$ 2,700.00
\$180,001 - \$500,000	Residential	\$ 4,360.00	\$ 4,370.00
\$180,001 - \$500,000	Commercial	\$ 4,733.00	\$ 4,757.00
\$500,000 - \$1,000,000	Residential	\$ 6,621.00	\$ 6,684.00
\$500,000 - \$1,000,000	Commercial	\$ 7,327.00	\$ 7,327.00
> \$1,000, 000***	Any	\$ 8,099.00	\$ 8,099.00

* Includes GST

** estimated value = As defined by the Goods and Services Act 1985 s10; this includes the cost of building

***for every \$50,000 (or part thereof) an additional fee of \$66.00 will apply

Building consents lodged include a \$263 admin fee

LEVIES	
<i>(Required at time of deposit. See Building Consent Fee Calculator to assess full deposit fee)</i>	
Building Research Levy BRANZ (where estimated value of work >\$20 000)	\$1.00 per \$1,000 of est. value
MBIE Building Levy (where estimated value of work >\$20 444)	\$1.75 per \$1,000 of est. value
BCA LEVY - BCA accreditation levy payable on all building consent applications	\$0.21 per \$1,000 of est. value

BUILDING ACT – INITIAL FEE (NON REFUNDABLE)	
Application Type	Rate: *
Building Act Title Registration e.g.; - Section 71-74 Natural Hazards - Section 75 Building Across two (or more allotments)	BCO hourly rate (plus any legal disbursements)
Certificate of Acceptance (COA)	As per building consent fees
Certificate of Public Use - New (CPU)	\$ 322.00
Certificate of Public Use - Extension (CPU) [new]	\$ 322.00
Change of Use (where no building work is required)	\$ 213.00
Exempt Building Work	\$ 366.00
Minor Variation	\$ BCO hourly rate
Notice to Fix	\$ 351.00
Split Building Consent Application (no change in value of work)	\$ 561.00

OTHER BUILDING SERVICES FEES	
	Rate: *
Building Warrant of Fitness (BWOFF)	
Compliance Schedule (register and issue)	\$ 345.00
Amend Compliance Schedule	\$ 221.00
Annual BWOFF Certificate	\$ 134.00
Audit (onsite audit approximately every 3 years)	\$ hourly rate (BCO and Admin)
Miscellaneous	
Pre-Application meeting (first hour free)	\$ hourly rate
Residential Swimming Pools (Building[Pools] Amendment Act 2016)	\$ 221.00
Land Information Memorandum	
Residential (standard 10 working days)	\$ 298.00
Commercial (standard 10 working days)	\$ 450.00

* Includes GST

BCO - Building Consent Officer

Effective date: 01 July 2025

Resource Consents, Resource Management Engineering and Other Fees	
All fees are Initial Fees unless otherwise stated.	Rate:
* Lodgement Fee per application	
Administration (Fixed Fee)	\$ 300.00
Lodgement Fee Per Resource Consent	
Monitoring (Initial Fixed Fee)	\$ 287.00
Monitoring	
Compliance inspections (including for NES-Plantation Forestry)	\$ hourly rate
Land Use Consents (Initial fee unless otherwise stated)	
Deemed Permitted Activities - Boundary Activity Notice *	\$ 606.00
Deemed Permitted Activities - Marginal & Temporary Non-compliance Notice *	\$ 606.00
Controlled Activity (overall consent status) Except if fall into one of the specific consent categories below and then that initial fee applies *	\$ 1,874.00
Restricted Discretionary (overall consent status). Except if fall into one of the specific consent categories below and then that initial fee applies *	\$ 2,426.00
Discretionary (overall consent status). Includes s127 variations and s221. Except if fall into one of the specific consent categories below and then that initial fee applies *	\$ 2,668.00
Non-complying Activities (overall consent status). Except if fall into one of the specific consent categories below and then that initial fee applies *	\$ 3,638.00
Signs *	\$ 1,698.00
Scheduled Buildings and/or Trees (Fixed Fee) *	\$ 970.00
Transfer of Water Based Consent	\$ hourly rate
Other applications *	\$ 1,544.00
Subdivision Consents (Initial fee unless otherwise stated)	
Amalgamation Certificate [changed from Fixed Fee to Initial]	\$ 185.00
Boundary Adjustment *	\$ 2,426.00
Restricted Activity (up to two lots) *	\$ 3,396.00
Restricted Activity (more than two lots) *	\$ 3,749.00
Engineering Review & Acceptance (if staged application, each stage will be charged separately) [new]	\$ 2,500.00
Engineering Review & Acceptance Variation [new]	\$ 606.00
All Other Subdivisions *	\$ 4,075.00
Registered Bond / Release of Registered Bond (each)	\$ 185.00
Cancellation of Amalgamation Conditions (s241) *	\$ 1,444.00
Cancellation of Amalgamation Conditions Certification (s241) [new]	\$ 185.00
s223 Certificate	\$ 185.00
s224(c) Certificate	\$ 371.00
s223& s224(c) Certificate - Combined [new]	\$ 584.00
Signing and Sealing other plan or certificate	\$ 185.00
Cancellation of Easement Certificate (s243(e)) [new]	\$ 185.00
Multiple Activities	
Where an application includes both land use and subdivision activities, or multiple activities, only the higher or	

All fees include GST

Effective date: 01 July 2025

Resource Consents, Resource Management Engineering and Other Fees	
All fees are Initial Fees unless otherwise stated.	
* Lodgement Fee per application	
Other Applications/Processes (Initial Fees unless otherwise stated)	
Pre-Application Meeting	\$ hourly rate
Fast Track Approvals Act 2024 Consultation	\$ hourly rate
Notice of Requirement (NoR) for a Designation *	\$ 7,277.00
Alteration of Designation *	\$ 4,741.00
Removal of Designation or Heritage Order *	\$ 585.00
Certificate of Compliance *	\$ 1,940.00
Existing Use Certificate *	\$ 3,638.00
Extension of lapse period of a resource consent (s125) *	\$ 910.00
Outline Plan (s176A) *	\$ 1,819.00
Outline Plan Waiver s176A(2)(c) *	\$ 728.00
Responding to requests to Council to confirm that works are within the scope of an approved resource consent or that a resource consent has been given effect to	\$ hourly rate
Surrender of consent (Fixed Fee)	\$ 303.00
Private Plan Change *	\$ 14,884.00
Objections (under the RMA and LGA)	
Objection lodgement fee for s357 and s357A (Initial Fee) [new]	\$ 900.00
Objection s357AB (requests Commissioner) for objection s357A(1)(f) or (g) - applicant meets all costs [new]	\$ hourly rate
Local Government Act Charges (Initial Fees)	
Right of Way (s348) Decision *	\$ 800.00
Right of Way (s348) Certification [new]	\$ 194.00
Cancellation of Building Line Restriction	\$ 381.00
Licence to Occupy	\$ 739.00
Temporary Road Closure	\$ 739.00
Assignment of Licence to Occupy	\$ 185.00
Traffic Management Plans (Applications)	\$ 288.00
Traffic Management Plans (Revision of Approved Application) [new]	\$ 300.00
Excavation Corridor Access < 20	\$ 348.00
Excavation Corridor Access 20-100	\$ 602.00
Excavation Corridor Access 100-500	\$ 856.00
Excavation Corridor Access 500-2000	\$ 1,110.00
Excavation Corridor Access >2000	\$ 2,554.00
Excavation Corridor Access - Global Permit [new]	\$ 3,960.00
Non-excavation Corridor Access (excludes events) [new]	\$ 300.00
Non-excavation Corridor Access - Global permit [new]	\$ 2,660.00
Road Naming	\$ 243.00
Engineering Connection to Council Services (one connection)	\$ 359.00
Engineering Connection to Council Services (each additional connection)	\$ 150.00
RMA Publicly Notified and Limited Notified Applications (Initial Fees)	
RMA Objections under s357A(1)(f) or (g) requested to be heard by an Independent RMA Commissioner [new]	\$ hourly rate
Limited Notified	\$ 1,973.00
Public Notified	\$ 6,780.00
Hearing - half day	\$ 8,269.00
Hearing - full day	\$ 15,159.00
Hearing - additional day	\$ 13,340.00

All fees include GST

9. Dog Registration

Dog Registration Category	From *	To *	Change (\$)	Change(%)	Price Increase Methodology
Dangerous Dog	\$335.00	\$370.00	\$35.00	10.4%	Price increase to align with revenue & finance policy
Dangerous Dog (Fenced)	\$280.00	\$315.00	\$35.00	12.5%	Price increase to align with revenue & finance policy
Dangerous Dog (Positive)	\$280.00	\$315.00	\$35.00	12.5%	Price increase to align with revenue & finance policy
Dangerous dog (Fenced/Positive)	\$230.00	\$250.00	\$20.00	8.7%	Price increase to align with revenue & finance policy
Guide Dog	\$0.00	\$0.00	\$0.00	0.0%	Price increase to align with revenue & finance policy
Menacing Dog	\$335.00	\$370.00	\$35.00	10.4%	Price increase to align with revenue & finance policy
Menacing Dog (Fenced)	\$280.00	\$315.00	\$35.00	12.5%	Price increase to align with revenue & finance policy
Menacing Dog (Positive)	\$280.00	\$315.00	\$35.00	12.5%	Price increase to align with revenue & finance policy
Menacing Dog (Fenced/Positive)	\$230.00	\$250.00	\$20.00	8.7%	Price increase to align with revenue & finance policy
Pet Dog	\$215.00	\$240.00	\$25.00	11.6%	Price increase to align with revenue & finance policy
Pet Dog (Fenced)	\$160.00	\$180.00	\$20.00	12.5%	Price increase to align with revenue & finance policy
Pet Dog (Positive)	\$160.00	\$180.00	\$20.00	12.5%	Price increase to align with revenue & finance policy
Pet Dog (Fenced/Positive)	\$110.00	\$120.00	\$10.00	9.1%	Price increase to align with revenue & finance policy
Pet Dog (De-Sexed)	\$165.00	\$180.00	\$15.00	9.1%	Price increase to align with revenue & finance policy
Pet Dog (De-Sexed/Fenced)	\$125.00	\$135.00	\$10.00	8.0%	Price increase to align with revenue & finance policy
Pet Dog (De-Sexed/Positive)	\$125.00	\$135.00	\$10.00	8.0%	Price increase to align with revenue & finance policy
Pet Dog (De-Sexed/Fenced/Positive)	\$85.00	\$95.00	\$10.00	11.8%	Price increase to align with revenue & finance policy
Working Dog	\$105.00	\$115.00	\$10.00	9.5%	Price increase to align with revenue & finance policy
Working Dog (Fenced)	\$80.00	\$85.00	\$5.00	6.3%	Price increase to align with revenue & finance policy
Working Dog (Positive)	\$80.00	\$85.00	\$5.00	6.3%	Price increase to align with revenue & finance policy
Working Dog (Fenced/Positive)	\$55.00	\$60.00	\$5.00	9.1%	Price increase to align with revenue & finance policy

These charges are inclusive of GST

Other Dog Fees

Dog Registration Category	From *	To *	Change (\$)	Change(%)	Price Increase Methodology
Multiple Dog Licence - Application	\$70.00	\$72.00	\$2.00	2.9%	To align with CPI, plus rounding to nearest unit
Multiple Dog Licence - Inspection	\$80.00	\$82.50	\$2.50	3.1%	To align with CPI, plus rounding to nearest unit
First Impound*	\$125.00	\$128.50	\$3.50	2.8%	To align with CPI, plus rounding to nearest unit
Second Impound*	\$200.00	\$205.00	\$5.00	2.5%	To align with CPI, plus rounding to nearest unit
Third Impound (or more)*	\$300.00	\$308.00	\$8.00	2.7%	To align with CPI, plus rounding to nearest unit
Feeding (per day)	\$35.00	\$36.00	\$1.00	2.9%	To align with CPI, plus rounding to nearest unit
Replacement Tag	Nil	Nil	\$0.00	0.0%	

The increase of impound costs relate to offences within a period of 24 months from the first offence

10. Trade Waste

Trade Waste	From *	To *	Change (\$)	Change(%)	Price Increase Methodology
Trade Waste Application and Management Fees for Permitted Trade Wastes					
Administration fee – consists of a flat fee to process the application	\$180.00	\$185.00	\$5.00	2.8%	To align with CPI, plus rounding to nearest unit
Initial inspection fee - if required to process the application: \$0 (if less than 30 minutes) or \$180 (if greater than 30 minutes)	\$180.00	\$185.00	\$5.00	2.8%	To align with CPI, plus rounding to nearest unit
Non-compliance inspection fee	\$270.00	\$280.00	\$10.00	3.7%	To align with CPI, plus rounding to nearest unit
Sampling Event – if required. (As per laboratory charges): At cost	\$0.00	\$0.00	\$0.00	0.0%	To align with CPI, plus rounding to nearest unit
Trade Waste Application and Management Fees for Controlled Trade Wastes					
Administration fee – consists of a flat fee to process the application	\$360.00	\$370.00	\$10.00	2.8%	To align with CPI, plus rounding to nearest unit
Initial inspection fee - to process the application	\$180.00	\$185.00	\$5.00	2.8%	To align with CPI, plus rounding to nearest unit
Scheduled Compliance inspection	\$180.00	\$185.00	\$5.00	2.8%	To align with CPI, plus rounding to nearest unit
Non-compliance inspection	\$270.00	\$280.00	\$10.00	3.7%	To align with CPI, plus rounding to nearest unit
Sampling Event – if required. (As per laboratory charges): At cost	\$0.00	\$0.00	\$0.00	0.0%	To align with CPI, plus rounding to nearest unit
Trade Waste Application and Management Fees for Conditional Trade Wastes					
Administration fee – consists of a flat fee to process the application	\$450.00	\$465.00	\$15.00	3.3%	To align with CPI, plus rounding to nearest unit
Initial inspection fee - required to process the application	\$180.00	\$185.00	\$5.00	2.8%	To align with CPI, plus rounding to nearest unit
Compliance inspection	\$180.00	\$185.00	\$5.00	2.8%	To align with CPI, plus rounding to nearest unit
Non-compliance inspection	\$270.00	\$280.00	\$10.00	3.7%	To align with CPI, plus rounding to nearest unit
Sampling Event – if required. (As per laboratory charges): At cost	\$0.00	\$0.00	\$0.00	0.0%	To align with CPI, plus rounding to nearest unit

These charges are inclusive of GST

11.Cemetery Fees

BURIAL PLOTS (Exclusive right of burial per Cemetery)	Adult				Children (18 months - 12 years)				Infant (<18 months)				Price Increase Methodology
	01-Jul-24	01-Jul-25	Change	Change (%)	01-Jul-24	01-Jul-25	Change	Change (%)	01-Jul-24	01-Jul-25	Change	Change (%)	
Lower Shotover	\$1,340	\$1,375	\$35	2.6%	\$150	\$155	\$5	3.3%	\$90	\$95	\$5	5.6%	To align with CPI, plus rounding to nearest unit
Queenstown, Frankton and Arrowtown	\$1,500	\$1,540	\$40	2.7%	\$150	\$155	\$5	3.3%	\$90	\$95	\$5	5.6%	To align with CPI, plus rounding to nearest unit
Wānaka and Cardrona	\$1,400	\$1,440	\$40	2.9%	\$150	\$155	\$5	3.3%	\$90	\$95	\$5	5.6%	To align with CPI, plus rounding to nearest unit
Glenorchy, Kingston	\$1,835	\$1,885	\$50	2.7%	\$150	\$155	\$5	3.3%	\$90	\$95	\$5	5.6%	To align with CPI, plus rounding to nearest unit
Skippers, Makarora	\$2,100	\$2,155	\$55	2.6%	\$150	\$155	\$5	3.3%	\$90	\$95	\$5	5.6%	To align with CPI, plus rounding to nearest unit
ASH PLOTS (Exclusive right of burial per Cemetery)	Adult				Children (18 months - 12 years)				Infant (<18 months)				Price Increase Methodology
	01-Jul-24	01-Jul-25	Change	Change (%)	01-Jul-24	01-Jul-25	Change	Change (%)	01-Jul-24	01-Jul-25	Change	Change (%)	
Lower Shotover	\$300	\$310	\$10	3.3%	\$120	\$125	\$5	4.2%	\$90	\$95	\$5	5.6%	To align with CPI, plus rounding to nearest unit
Queenstown, Frankton and Arrowtown	\$330	\$340	\$10	3.0%	\$120	\$125	\$5	4.2%	\$90	\$95	\$5	5.6%	To align with CPI, plus rounding to nearest unit
Wānaka and Cardrona	\$320	\$330	\$10	3.1%	\$120	\$125	\$5	4.2%	\$90	\$95	\$5	5.6%	To align with CPI, plus rounding to nearest unit
Glenorchy, Kingston	\$795	\$820	\$25	3.1%	\$120	\$125	\$5	4.2%	\$90	\$95	\$5	5.6%	To align with CPI, plus rounding to nearest unit
Skippers, Makarora	\$900	\$925	\$25	2.8%	\$120	\$125	\$5	4.2%	\$90	\$95	\$5	5.6%	To align with CPI, plus rounding to nearest unit
Servicemans Section (RSA)	No charge	No charge	\$0	0.0%	No charge	No charge	\$0	0.0%	No charge	No charge	\$0	0.0%	No Change
INTERMENT FEES (includes maintenance fee)	Adult				Children (18 months - 12 years)				Infant (<18 months)				Price Increase Methodology
	01-Jul-24	01-Jul-25	Change	Change (%)	01-Jul-24	01-Jul-25	Change	Change (%)	01-Jul-24	01-Jul-25	Change	Change (%)	
Single Depth Interment	\$1,380	\$1,420	\$40	2.9%	\$150	\$155	\$5	3.3%	\$90	\$95	\$5	5.6%	To align with CPI, plus rounding to nearest unit
Double depth Interment	\$1,500	\$1,540	\$40	2.7%	\$180	\$185	\$5	2.6%	\$90	\$95	\$5	5.6%	To align with CPI, plus rounding to nearest unit
Ashes Interment	\$490	\$505	\$15	3.1%	\$120	\$125	\$5	4.2%	\$90	\$95	\$5	5.6%	To align with CPI, plus rounding to nearest unit
OTHER SERVICES AND FEES	Adult				Children (18 months - 12 years)				Infant (<18 months)				Price Increase Methodology
	01-Jul-24	01-Jul-25	Change	Change (%)	01-Jul-24	01-Jul-25	Change	Change (%)	01-Jul-24	01-Jul-25	Change	Change (%)	
Saturday Burials (additional fee)	\$360	\$370	\$10	2.8%	No charge	No charge	\$0	0.0%	No charge	No charge	\$0	0.0%	To align with CPI, plus rounding to nearest unit
Late start fee after 3h30pm (additional fee)	\$300	\$310	\$10	3.3%	No charge	No charge	\$0	0.0%	No charge	No charge	\$0	0.0%	To align with CPI, plus rounding to nearest unit
Out of District fee	\$600	\$615	\$15	2.5%	\$600	\$620	\$20	3.3%	\$600	\$620	\$20	3.3%	To align with CPI, plus rounding to nearest unit
Out of District ashes fee	\$200	\$205	\$5	2.6%	\$200	\$205	\$5	2.6%	\$200	\$205	\$5	2.6%	To align with CPI, plus rounding to nearest unit
Break concrete	\$200	\$205	\$5	2.6%	\$105	\$110	\$5	4.8%	\$105	\$110	\$5	4.8%	To align with CPI, plus rounding to nearest unit
Large casket	\$200	\$205	\$5	2.6%	No charge	No charge	\$0	0.0%	No charge	No charge	\$0	0.0%	To align with CPI, plus rounding to nearest unit
Disinterment	\$1,800	\$1,850	\$50	2.8%	\$220	\$230	\$10	4.5%	\$150	\$155	\$5	3.3%	To align with CPI, plus rounding to nearest unit
Re-interment	\$1,100	\$1,130	\$30	2.7%	\$130	\$135	\$5	3.8%	\$90	\$95	\$5	5.6%	To align with CPI, plus rounding to nearest unit
Disinterment of ashes	\$350	\$360	\$10	2.9%	\$50	\$55	\$5	10.0%	\$30	\$35	\$5	16.7%	To align with CPI, plus rounding to nearest unit
Re-interment of ashes	\$340	\$350	\$10	2.9%	\$120	\$125	\$5	4.2%	\$100	\$105	\$5	5.0%	To align with CPI, plus rounding to nearest unit

12. Other Fees

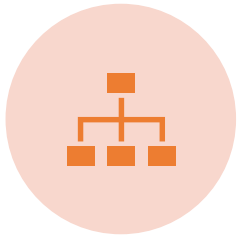
Other	From *	To *	Change (\$)	Change(%)	Price Increase Methodology
Gambling Information					
QLDC consent application before Gambling Commission will issue an operator's licence and a venue licence.	\$500.00	\$500.00	\$0.00	0.0%	No Change (One off fee)
Relocate or Increase Machines	\$500.00	\$500.00	\$0.00	0.0%	No Change
Alcohol Licensing					
Certificate by the Territorial Authority (compliance certificate fee)	\$275.00	\$285.00	\$10.00	3.6%	To align with CPI, plus rounding to nearest unit
Certificate by the Territorial Authority (variation fee)	\$275.00	\$285.00	\$10.00	3.6%	To align with CPI, plus rounding to nearest unit

These charges are inclusive of GST

Community Services Update

Wānaka Upper Clutha Community Board Workshop
04 March 2025

Agenda



COMMUNITY SERVICES
OVERVIEW
(KEN)



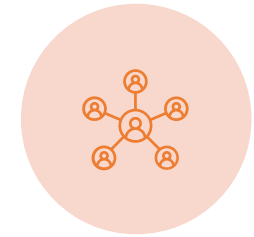
LIBRARIES
(SUE)



PARKS
(DAVE)



SPORT AND
RECREATION
(ALLAN)



COMMUNITY
PARTNERSHIPS
(APOLOGISE)

Presentation time: 30 minutes

Purpose: Community Service quarterly update on Upper Clutha work programme

Discussion time after presentation: 30 minutes

CS Joint projects update


- 101 Ballantyne Road – Willowridge has submitted the consents for Earthworks and Remediation to ORC and QLDC in December 2024 – awaiting consent decision and conditions
- Upper Clutha Events programme: Busy Summer programme on the events calendar. As we lead into Autumn and the next quarter Alongside Challenge Wanaka, Motapu, A&P Show (this week) Ripe and the Easter programme.
- Upper Clutha Sports Field Working Group meeting scheduled for March to make a recommendation re how funding for sports fields/floodlighting brought forward to 25/26 in the LTP is to be spent
- Ongoing engagement with the A&P + Wanaka Rugby Club. Following removal of the hedge -new fence/gates installed around A&P/Upper Clutha Rugby fields and additional reflective clips on the wires for safety to prevent people walking into them. Plus one additional access point to be created as per request.

Libraries Update

- Hāwea Library News: Book borrowing up by 60% since 2017. Growth ongoing: current year checkouts increased by 17.5%. The Library's kitchen is being refurbished.
- A&P Show. Upper Clutha Libraries joining other departments in the QLDC tent as usual this year. This will be the 9th year libraries have participated. Approximately 350 interactions with the public last year's show.
- Summer Reading Programme: An annual event for local school-age children. This year we received overwhelming entries and delighted feedback from both children and parents. The programme resulted in 323 participants across the Upper Clutha, with 853 visits to the library and 2,700 books read during the challenge.

Parks Update – Key Projects

- > Mount Iron RMP – completion April 2025
- > Mount Iron governance – WUCCB workshop to come
- > Draft Eely Point Tree Succession Plan – WUCCB workshop 27 March
- > Hāwea playground – Creo Space contracted to build playground. Installation planned winter 2025.
- > Wānaka skatepark lighting – finalising design
- > Upgrades to watersports carpark – rocks installed, further improvements TBC



Parks Update – Long term direction

- > Wānaka Lakefront Development Plan:
 - > 'Stage 6' (Between Stage 1 Lakefront Development and Watersports Carpark)
 - > Stage 4 – Funding in LTP 2031/32 onwards



SUMMARY DOCUMENT

Overview of key features from the Wānaka Lakefront Development Plan produced following public consultation in 2015-2016.

Sport and Recreation Update

- > **Siddhartha's Intent Retreat:** 9 March until 23 March with 1200 event attendees expected. Regular Wānaka Rec users have been re-located to Paetara and all casual indoor sport will take place at Paetara. Pool open to public as per normal operating hours.
- > **Court Remedial Work:** Resurfacing has taken place in key areas where there was notable wear. Faded lines have been re-marked including the addition of four badminton courts and pickleball kitchen lines.
- > **Road Signage:** Procurement will get underway soon for an external driveway digital sign outside the Wānaka Rec Centre. Installation expected by the end of June 2025
- > **Wanaka-Upper Clutha Sports Facilities Meeting:** Working group scheduled to meet 13 March further develop sport field planning / implementation programme. The workgroup is formed by community Sports Group, QLDC & WUCCB reps.

Community Partnerships Update

➤ **Community Funding & Grants**

- Community Funding Policy 3.0 following hui and ELT feedback.
- Funding Fundamentals funding workshops for community organisations
- Draft Grant Programme Guidelines
- Preparation for funding rounds opening April

➤ **Newcomers Guide:**

- Held two focus group sessions with stakeholders from Whakatipu and Upper Clutha to gather feedback on the first version of the Guide
- Collated feedback from all 15 stakeholders, plus three internal staff
- The next version of the Guide is currently with Design and will be shared internally for final round of feedback
- Expected delivery date end of March/early April 2025 – hard copies and PDF format

Community Partnerships Update

Welcoming Communities:

- Officially accredited through INZ as an *Established Welcoming Community* under Welcoming Communities Accreditation Model
- Support logistics for ethnic community food vendors to take part at Community Whānau Day (29 March), as part of Wānaka Festival of Colour and Queenstown Multicultural Festival (15 March)
- Collaboration with Community Link to deliver initiatives/actions related to Queenstown Lakes District Welcoming Plan 2024-2027
- Translation of two-page brochure on Food Safety Tips in seven languages in collaboration with QLDC Environmental Health Team
- Attendance to DSL Optimal Visitation Project sessions in Wānaka and Queenstown
- Alignment of Welcoming Plan 2024-2027 with Destination Management Plan & QLDC Economic Diversification Plan
- Funding proposal to Central Lakes Trust submitted in Feb 2025. Amount requested: \$41,000 for period Mar 2025 to June 2026 to deliver Newcomers Guide, ESOL Classes, Workshops on Te Tiriti o Waitangi and Te Ao Māori, Welcoming Week, and support for cultural celebrations. The proposal requests all of the above including Wānaka-Upper Clutha expansion of settlement services through local partnerships.

Summerdaze Picnic in the Park Series :

- Makarora 19 February
- Luggate 26 February

Community Associations:

3x new CA chairs for Upper Clutha Community Associations

- Luggate Community Association
- Hawea Community Association
- Albert Town Community Association



Community Partnerships Update

Responsible Camping Programme:

- Our team of Summer Ambassadors have been checking in on known 'hot spots' and well-loved community reserves to take opportunities to educate visitors on responsible camping practices and the dos and don'ts of camping. They also promote nearby campsites and share local expectations and appropriate behaviours in shared public spaces.
- Ambassadors are giving focus to the Mount Iron carpark and surrounds, Wānaka lakfront and the Luggate Red Bridge.
- Additional signage is underway or has been installed for key freedom camping hotspots (Lake Hāwea & Luggate Red Bridge)
- Responsible Camping Map now includes LINZ land that is not permitted for freedom camping.
- Development of the new freedom camping bylaw is on track. The community consultation is still expected to occur mid-year and pre-engagement with key stakeholders is underway.
- The community is encouraged to report issues relating to freedom camping by using the *Snap Send Solve* app or phoning 03 443 0024 for urgent requests (illegal camping, noise, safety, poor behaviour, non-self-contained vehicles, etc.)

Responsible Camping Implementation Plan

- > **Freedom Camping Bylaw 2021**

High Court declared Council's decision to adopt the bylaw was invalid (20 Sept 2024).
Bylaw enforcement paused.

- > **Responsible Camping Implementation Plan**

Work programme and key workstreams established, including legal, policy, regulatory, responsible camping, parks, roading and communications.

- > **Enforcement options, bylaw development, JR submissions and data collection**

Enforcement options being considered and work underway to prepare new bylaw. QLDC legal submission on JR decision due 1 Nov 2024. RFS processes, including Snap, Send, Solve options, enhanced to improve data collection.

- > **Summer Ambassador recruitment, signage updates, communications**

Operational changes to signage, communications and Summer Ambassador recruitment underway. Key messages focus on sustainable camping practices, encouraging campers to make Tiaki Promise and promoting local campsites.

- > **MBIE consultation on new self-contained vehicle warrant transition date (submission due 1 Nov 2024)**

MBIE proposed an extension on new warrant for privately owned, self-contained vehicles (currently June 2025).

Questions and discussion