






ANNEXURE C – Structure Plan - R20 A-E



LEGEND

-  Property Boundaries
-  Activity Areas
-  Boundary Setback
-  Landscape Contour
-  Existing Trees
- G** Golf Course & Open Space Activity Area

Development Yield

Total Site Area	10.64ha
Activity Area Total	4.78ha
Open Space Area	5.86ha
Percent of site covered by Activity Area= 45%	