

# Professional Services Spend Audit & Risk Committee update

Quarter 2 FY 2023 31 December 2022

Paddy Cribb

## Professional Services spend \$14.3m / 10%

Decrease as a percentage of total supplier spend compared to prior years although on par with last financial year.

## Capital Spend \$6.0m / 42%

\$2.5M (41%) driven by ten largest capex projects

## Opex Spend \$8.3m / 58%

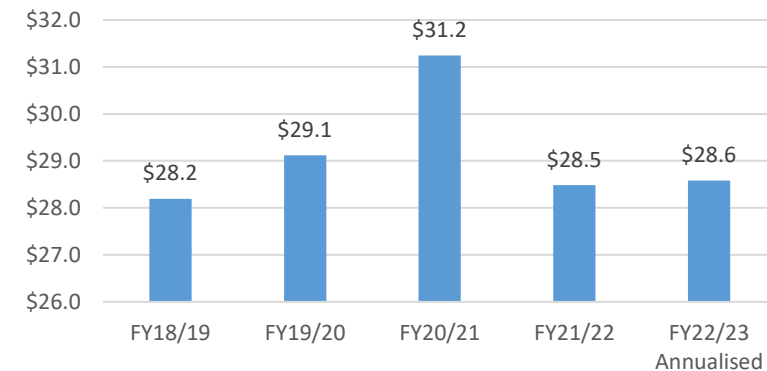
Of the \$8.3m opex spend \$6.2m is driven by Planning & Development (75%)

# Consultancy Cost as % of Supplier Spend

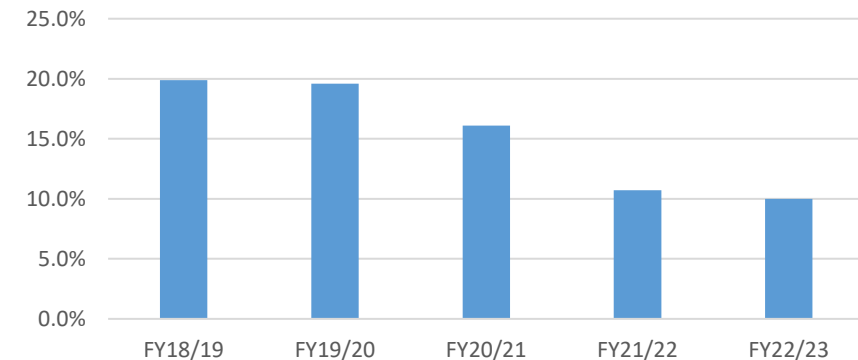
## TREND: DECREASING

- > FY23 Professional Services spend for the first 6 months of FY23 is \$14.3m
- > As a percentage of total supplier spend however, Professional Services costs have been steadily decreasing.
  - > Reducing from 19.9% in FY19 to 10.0% for FY23 YTD.
- > \$14.3M is the spend across both Capex and Opex
  - > Half being driven by Opex \$8.3m (58%) and of this \$2.1m relates to weather tightness (Wynn Williams and Simpson Grierson).

Professional Services Spend - \$m



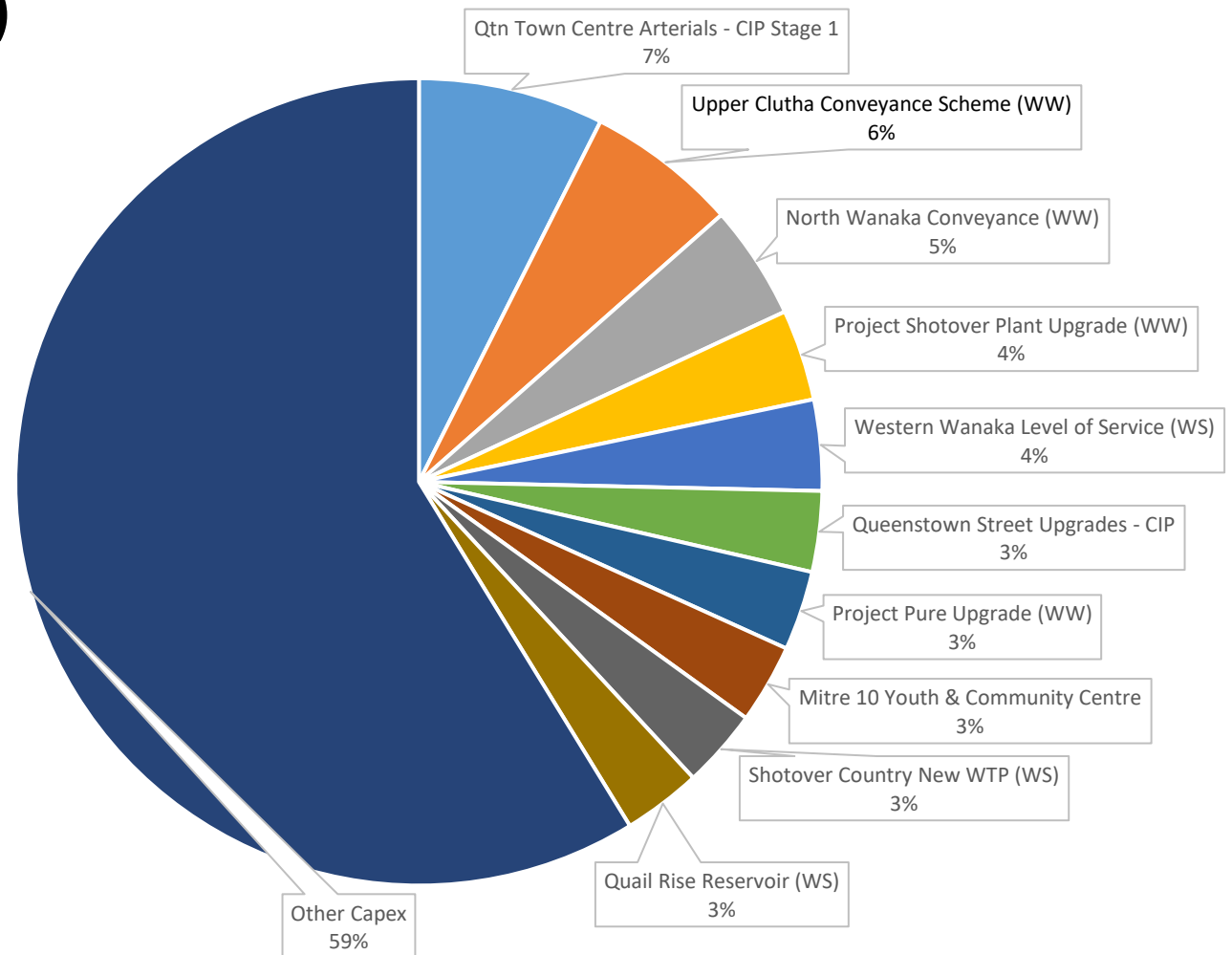
Professional Services Spend %



# CAPEX Spend by Project

## TOTAL: \$6.0M (42% of total spend)

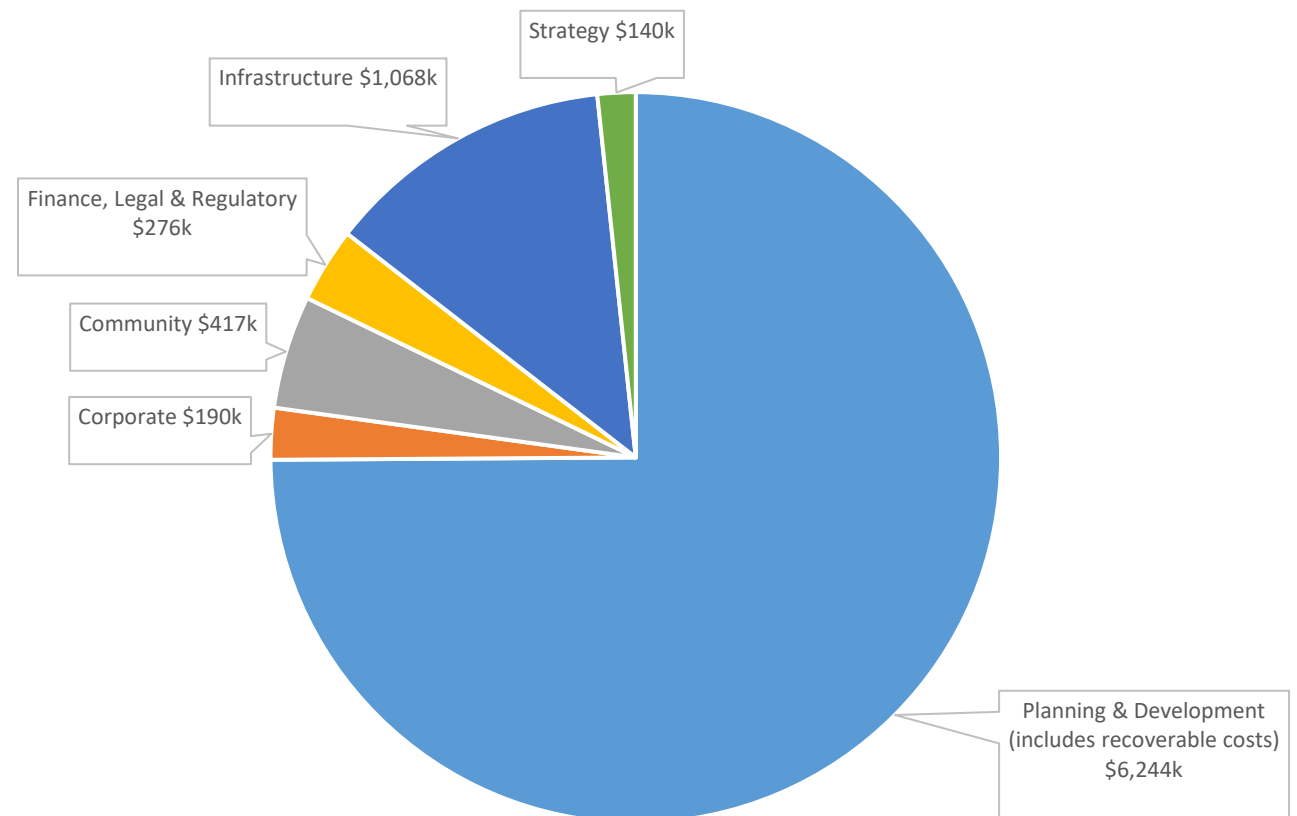
- > \$2.5M (41%) driven by ten largest projects (*see pie chart*)
- > Other CAPEX represents \$3.5M (59%), spread across 98 projects
- > In total, there are 108 projects with an average spend of \$55k



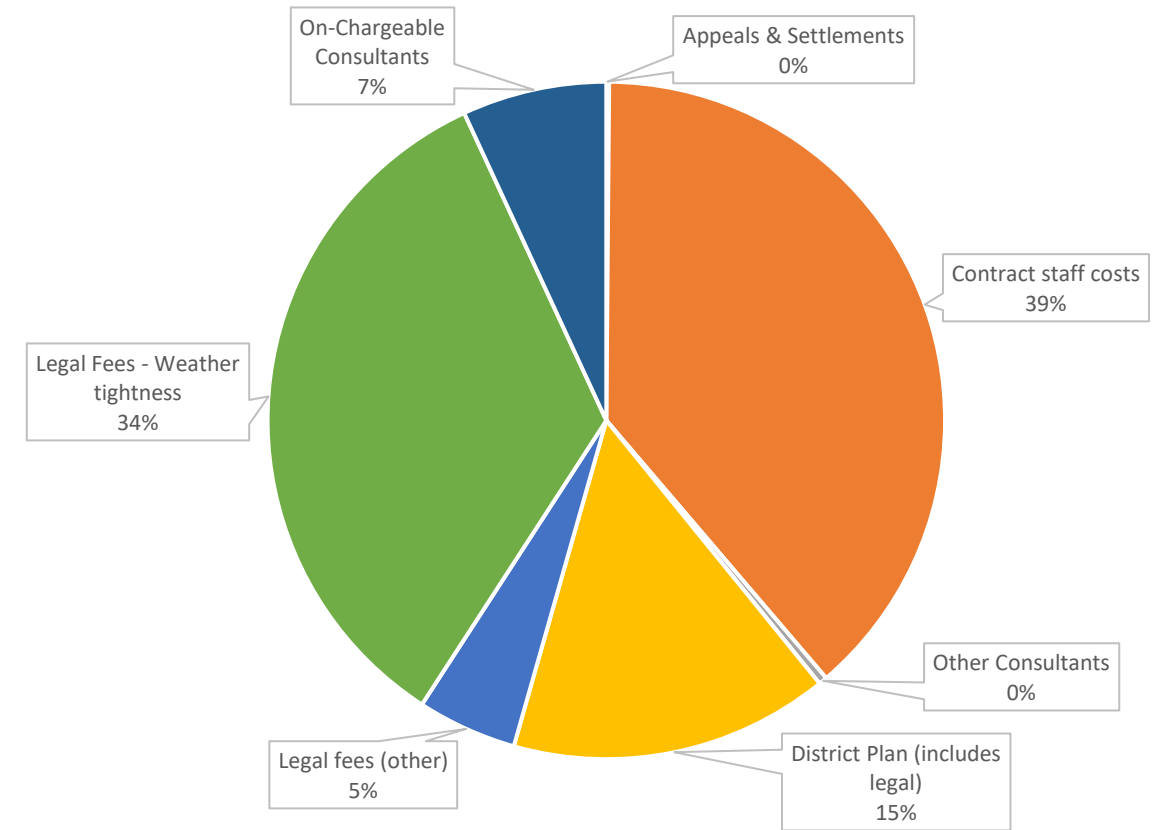
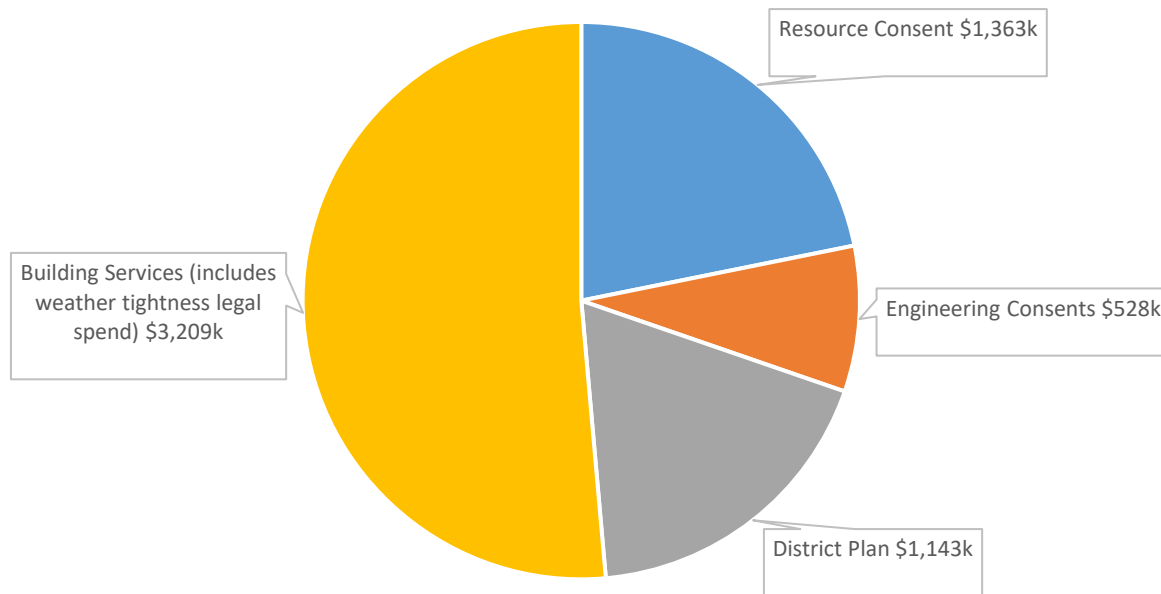
# OPEX Spend

**TOTAL: \$8.3M (58% of total spend)**

- > \$6.2M (75%) driven by Planning and Development, refer to the next slide for a detailed breakdown



## Planning & Development Spend: \$6.2M



# 10 largest suppliers

#	Supplier	Total spend	Type
1	Wynn Williams	\$ 2,112,281	Weather tightness
		\$ 589,585	Other legal
2	Beca Limited	\$ 1,322,941	Design
3	SIMPSON GRIERSON	\$ 828,358	Legal
4	Stantec New Zealand	\$ 788,737	Design
5	WSP New Zealand Limited	\$ 552,499	Legal
6	GHD LIMITED	\$ 533,532	Design
7	Solutions Team Limited	\$ 519,096	Building Services
8	Resource Co-Ordination Partnership Ltd	\$ 408,933	Project Management
9	Meredith Connell	\$ 392,846	Legal
10	TEAM Projects Advisory LTD	\$ 317,070	Project Advisory

# 10 largest suppliers per significant project or department

	Amount
<b>Wynn Williams</b>	<b>\$ 2,701,865</b>
Weather Tightness	\$ 2,112,281
Millbrook 3 Waters Infrastructure	\$ 106,921
Finance legal services	\$ 78,369
Engineering Consents	\$ 66,105
District Planning	\$ 75,981
Engineering Consents	\$ 66,105
Resource Consents	\$ 53,063
Other	\$ 143,040
<b>Beca Limited</b>	<b>\$ 1,322,941</b>
Upper Clutha Conveyance Scheme	\$ 357,239
Project Shotover Plant Upgrade	\$ 156,423
Project Pure Upgrade	\$ 146,882
North Wanaka Conveyance	\$ 108,804
Fryer St-Rec Ground PS Retic Upgrade	\$ 89,013
WAKATIPU - Sealed road pavement rehab	\$ 88,880
Marine Pde PS Electrical Upgrade	\$ 86,853
Other	\$ 289,168

	Amount
<b>Simpson Grierson</b>	<b>\$ 828,358</b>
District Planning	\$ 742,818
Other	\$ 85,540
<b>Stantec New Zealand</b>	<b>\$ 788,737</b>
Wanaka/Wakatipu - Road to Zero MIP LCLR (TR)	\$ 268,108
Wanaka Pool to School Active Travel	\$ 89,028
LTP 3 Waters Programme Procurement	\$ 71,530
Reform Stimulus Delivery Plan	\$ 47,175
Beacon Point Intake & Rising Main	\$ 42,328
District Plan	\$ 58,279
Other	\$ 181,802
<b>WSP New Zealand Limited</b>	<b>\$ 522,499</b>
Mitre 10 Youth & Community Centre	\$ 108,181
Luggate Hall Replacement	\$ 67,775
Shotover River Bridge AP Duplication	\$ 56,977
WAKATIPU - Structures Component Renewals	\$ 54,825
Infrastructure & Assets Administration	\$ 39,591
Wanaka Lakefront Development Plan	\$ 35,123
Other	\$ 190,029



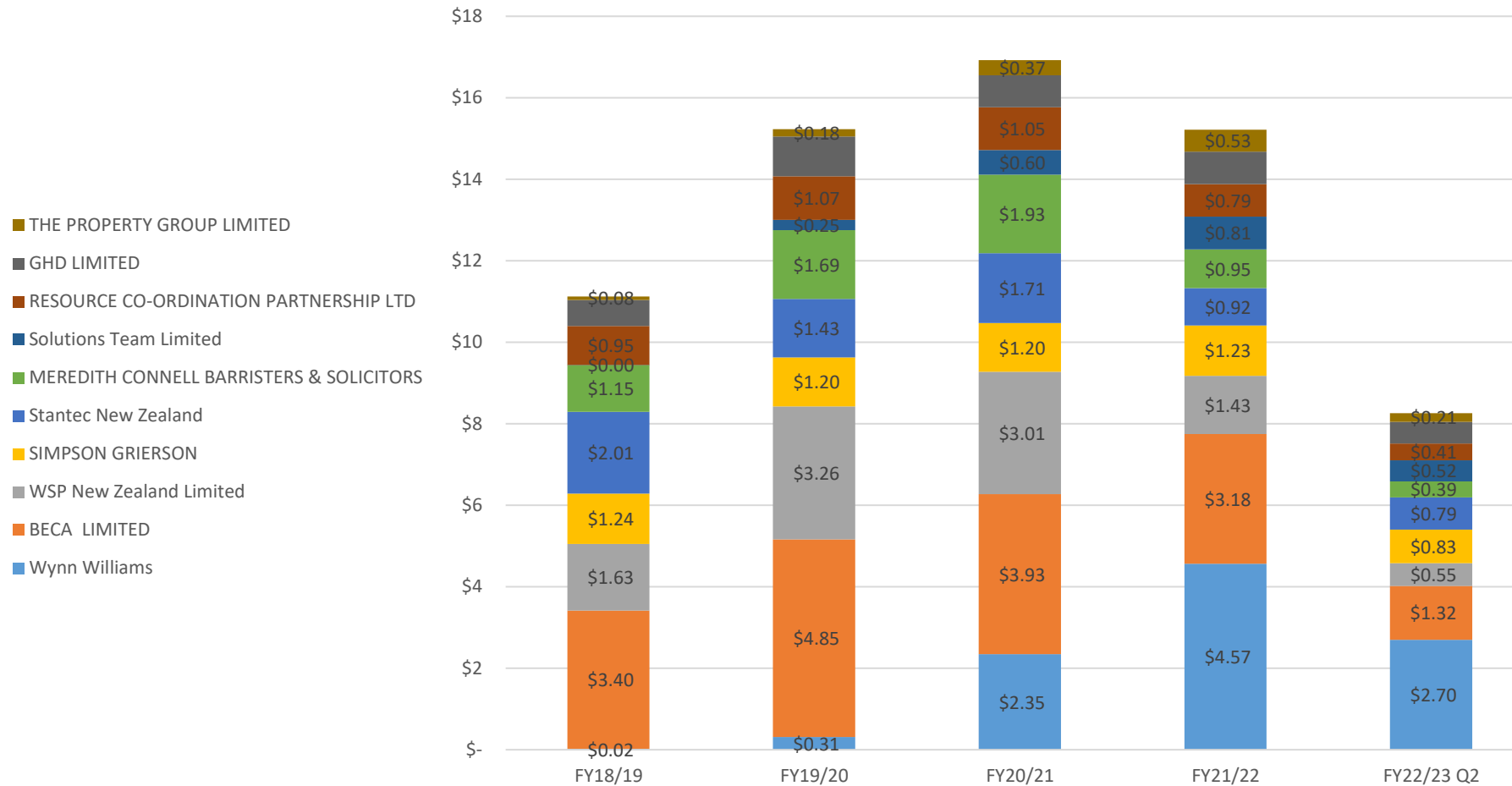
# 10 largest suppliers per significant project or department

	Amount
<b>GHD Limited</b>	<b>\$ 533,532</b>
Western Wanaka Level of Service	\$ 117,247
Queenstown Street Upgrades - CIP	\$ 94,984
Quail Rise Reservoir	\$ 88,437
Qtn Town Centre Arterials - CIP Stage 1	\$ 47,500
Infrastructure & Assets Administration	\$ 34,772
Other	\$ 150,592
<b>Solutions Team Limited</b>	<b>\$ 519,096</b>
Building Services	\$ 519,096
<b>Resource Co-Ordination Partnership Ltd</b>	<b>\$ 408,933</b>
Wanaka Lakefront Development Plan	\$ 81,953
Infrastructure & Assets Administration	\$ 81,570
Shotover Country New WTP	\$ 61,743
Lakeview Development	\$ 64,370
BP Roundabout - Kawarau Bridge Retic	\$ 27,935
Other	\$ 91,363

	Amount
<b>Meredith Connell</b>	<b>\$ 392,846</b>
North Wanaka Conveyance	\$ 58,226
Qtn Arterial - Balance of Route	\$ 51,293
Civic Heart	\$ 27,051
Infrastructure & Assets Administration	\$ 24,729
Engineering Consents	\$ 24,519
CBD to Frankton Conveyance	\$ 22,111
3 waters - Consenting & Compliance	\$ 19,388
Development Infrastructure Assessments	\$ 17,287
Other	\$ 107,799
<b>TEAM Projects Advisory LTD</b>	<b>\$ 317,070</b>
Quail Rise Reservoir	\$ 54,490
Project Shotover Plant Upgrade	\$ 51,315
Beacon Point new Reservoir	\$ 48,235
Luggate Water Supply Scheme	\$ 36,630
Western Wanaka Level of Service	\$ 22,800
North Wanaka Conveyance	\$ 22,800
Project Pure Upgrade	\$ 22,800
Other	\$ 58,000

# 10 largest suppliers

10 largest suppliers year on year  
\$'000



# Prior years comparison spend

Creditor Name	2018:19 Amount	Type
BECA LIMITED	3,399,547	Design
Stantec New Zealand	2,005,927	Design
WSP New Zealand Limited	1,629,062	Design
SIMPSON GRIERSON	1,237,237	Legal
MEREDITH CONNELL BARRISTERS & SOLICITORS	1,151,029	Legal
Professional Building Consultants Limited	994,563	Building services
DSC Group Limited	979,279	Building services
RESOURCE CO-ORDINATION PARTNERSHIP LTD	954,090	Project management
HARRISON GRIERSON CONSULTANTS LTD	953,121	Design
FLUENT INFRASTRUCTURE SOLUTIONS LTD	777,107	Design
<b>Total</b>	<b>14,080,962</b>	

Creditor Name	2020:21 Amount	Type
BECA LIMITED	3,925,811	Design
WSP New Zealand Limited	3,006,167	Design
Wynn Williams	2,320,820	Legal
MEREDITH CONNELL BARRISTERS & SOLICITORS	1,925,913	Legal
Stantec New Zealand	1,710,434	Design
SIMPSON GRIERSON	1,195,073	Legal
JACOBS NEW ZEALAND LIMITED	1,157,265	Design
Candor3 Limited	1,088,295	Design
RESOURCE CO-ORDINATION PARTNERSHIP LTD	1,036,099	Project Management
GHD LIMITED	785,539	Design
<b>Total</b>	<b>18,151,416</b>	

Creditor Name	2019:20 Amount	Type
BECA LIMITED	4,853,378	Design
WSP New Zealand Limited	3,264,184	Design
JACOBS NEW ZEALAND LIMITED	1,807,330	Design
MEREDITH CONNELL BARRISTERS & SOLICITORS	1,686,750	Legal
Stantec New Zealand	1,432,807	Design
SIMPSON GRIERSON	1,203,190	Legal
RESOURCE CO-ORDINATION PARTNERSHIP LTD	1,069,766	Project management
GHD LIMITED	972,902	Design
Professional Building Consultants Limited	684,635	Building services
WT PARTNERSHIP	528,975	Cost management
<b>Total</b>	<b>17,503,918</b>	

Creditor Name	2021:22 Amount	Type
Wynn Williams	4,568,836	Legal
BECA LIMITED	3,182,999	Design
WSP New Zealand Limited	1,427,802	Design
SIMPSON GRIERSON	1,234,426	Legal
MEREDITH CONNELL BARRISTERS & SOLICITORS	947,530	Legal
Stantec New Zealand	916,055	Design
Solutions Team Limited	809,946	Building Services
LANE NEAVE QUEENSTOWN	808,075	Legal
GHD LIMITED	799,982	Design
RESOURCE CO-ORDINATION PARTNERSHIP LTD	793,833	Project management
<b>Total</b>	<b>15,489,585</b>	